



Tournament of Champions

Rule Book

2020 - 2021

Published September 22, 2020

www.thetoc.co/downloads


TOC Champions




**2020 Champion
Kelley Newton
Kansas City**



**2019 Champion
Kelley Newton
Kansas City, KS**



**2018 Champion
Adrian Baxter
Washington D.C.**



**2017 Champion
Adrian Baxter
Washington D.C.**



**2016 Champion
Keith
Chalmers
Washington
D.C.**



**2015
Champion
Ken Allen
Michigan**



**2014
Champion
Will Chalmers
Washington
D.C.**



**2013
Champion
Jim Davis
Michigan**

Table of Contents

Section 1:	The Field
Section 2:	The Ball
Section 3:	Players and Equipment
Section 4:	Game Timing/Overtime rule
Section 5:	Plays from Scrimmage
Section 6:	Special Teams
Section 7:	Overtime
Section 8:	Penalties
Section 9:	Fumbles
Section 10:	Broken Tackles
Section 11:	Fallen Players
Section 12:	Duplicate Numbers
Section 13:	Forfeits
Section 14:	Championship Game Rules
Section 15:	TOC Event Schedule 2020 - 2021

1 The Field

1.1 The Field

1.1.1 Boards from all manufacturers past or present are allowed starting at model 620 and larger. All boards will be inspected and approved by tournament officials. Tourney organizers reserve the right to choose their Championship Board.

Definition: A “Monster Field” is any field with an inbounds (area inside the white boundary) playing surface equal to or above 60” x 26.5” (inches) with a scale of 1 yard = ½” or greater.

1.1.2 Fields must operate properly with a smooth consistent speed that does not cause the players to fall excessively.

1.1.3 The field must be level and free from obstructions that protrude to cause a player to change direction.

1.1.4 It is the responsibility of the TOC organizer to ensure all fields work properly and are consistent with the specifications and free from hazard that would cause electric shock or electrocution to any coach using the board.

1.1.5 Any board with frayed wires or improper electrical connections will not be used. If any coach finds a game board in a condition that is unsafe or not within the TOC game board standards a tournament official should be alerted immediately so the board may be repaired or removed from the tournament playing area.

1.2 Goal Posts

Official TOC Specifications:

Spacing: 4” opening or foam core board that is 4” wide.

Crossbar: 1 7/8” from field to top of crossbar.

Uprights: Uprights must be at least 18” - 24” tall.

1.2.1 Homemade goal posts must be to scale. The home team must provide goal posts that correspond with their field and must be approved by tournament officials at check-in. The tournaments organizers shall be responsible for supplying the proper goalposts at their respective tournaments. The TOC will provide the goalposts at the TOC Championships.

1.3 Yard Markers and 10 yard-chains

1.3.1 If not provided by tournament organizers, the designated home team is responsible for providing the yard markers and 10-yard chain for their field. Before a game can commence, there must be a verbal agreement between the two coaches who will be responsible for moving both the yard markers and the 10-yard chain.

1.4 Board Speed

1.4.1 The two coaches must mutually agree on the speed of the board. If 2 or more players fall down consistently throughout the game than a third party, mutually agreed upon, will determine whether the board speed selected by the two coaches is at an acceptable level.

1.4.2 Opposing coaches should agree on the board speed prior to the start of the game. If they cannot agree, the referee or tournament official will set the proper speed.

2 The Ball

2.1 The Ball

2.1.1 Miggle, Tudor or Buzzball foam and felt footballs and other balls of a similar size are allowed. Oversized (“Big Pill”) footballs are not allowed, which includes the EFDW balls. Any questions regarding the eligibility of a ball should be brought to the tournament officials for review and approval.

2.1.2 Buzzball magnetic balls and pass placement sticks may be used.

2.1.3 The “Ball on a String” equipment may be utilized, please reference pass simulation.

3 Players and Equipment

3.0 Age of Coaches for Entry into a TOC Event

3.0 All coaches of any age are encouraged to participate and enter a TOC event. Coaches below the age of 15 must be accompanied by a parent to enter, meaning the parent must always be present at or near the sideline with their child during the tournament and the parent must not be competing in the tournament. The parent should focus on teaching, assisting and encouraging their child through the competitive tournament, encouraging the fellowship process and being present in case the child’s behavior become incompatible with the tournament official(s) expectations of all competitors regardless of how far the child progresses in the tournament. The TOC tournament does not provide trophies for all participants, there are only winners and losers in the end with the expectation that coaches who do not win will learn from their experiences, build friendships with other coaches and prepare themselves and their team to compete again at the next tournament to try again.

3.1 Weight restriction: Player maximum is 4.00 grams (including base).

3.1 Any one figure will be weighed prior to a TOC event and the maximum allowable weight is 4.00 grams.

Putty is quick an excellent material for use in getting your men to the 4.00-gram maximum weight.

Make sure that all weights used to bring a figure to the 4.00-gram weight are secure. Any weight of any type that falls off from under the platform or base is eliminated and cannot be reapplied.

Metallic paint and metal pins may be used to paint or stabilize custom figures on their platforms. Under no circumstances shall metallic paint, metal devices, or magnets be applied on the base of a figure.

NOTE: The coach of the team under inspection must declare the metal element to the inspector and its location on the figure prior to detection.

If during team inspection a figure is picked up by the inspection magnet, it will be the tournament inspection official’s determination as to whether the figure passes the magnetic inspection. For instance, if a figure is attracted to the inspection magnet and not the base, then the figure will be allowed. If the base is the main point of attraction to the inspection magnet then the figure has failed inspection and is disqualified. The coach may not utilize that player at any time during the tournament.

Weight can be added underneath, the base if it doesn’t interfere with player mobility or cause any foreign substance or residue to be left on the field. Only non-stick putty may be used underneath the base. Any use of said substance that causes a player to stay immobile, become anchored, or interfere with another player’s ability to move freely will be cause for immediate removal of said player for the duration of the game. Any subsequent issues thereafter, during the same game, will be cause for forfeiture of the game by the coach in question. Use extreme caution when choosing the type of material to weight your players.

3.2 Players

3.2.1 Players from all manufacturers past or present are allowed. Any custom pose created from any of the above figures in accordance with the provisions listed in 3.1 and 3.2.2 is allowed. Any figure can be ruled ineligible if it is determined to interfere with fair game play.

3.2.2 The figures mentioned in 3.2.1 can be manipulated to create custom poses providing they are not disproportionate to the figure. All questionable figures will have their eligibility decided by the commissioner. Furthermore, said questionable figures will not be allowed for game play until the ruling by the commissioner is rendered.

3.2.2.1 All Figures must comply with the "Figures and Base Size Standards" Appendix to this rulebook.

3.2.2.2 At check-in of any TOC event, tournament officials may place any figure in the "TOC Combine" (device to determine if the figure is following the Figures and Base Size Standards Appendix to this rulebook).



3.2.3 Mobile and Stand Still Quarterbacks

Standstill and mobile QB figures must be in normal QB pose, running, passing, under center, etc. Down lineman poses (3 or 4-point stance) may not be used for standstill or mobile QB's.

All current production PQB's are approved for TOC play including G-Force TDQ, Carl Coley "Superman Flutie" QB (SFQB), Footballfigure.net "Gamechanger" QB and all Tudor Games/Miggle TTQB's. However, if any mobile PQB starts off as a running QB, he must remain on the field until the completion of the play, including attempting the pass if that is the play. He may, however, be replaced temporarily by a stationary QB, but then must make the pass attempt. The knob or trigger in the back of the player will be considered as part of the base for contact purposes since it protrudes away from the player. It cannot interfere with "base" contact.

3.2.4 Arms Extended Figures

Extended figures are figures that have any portion of both arms that extend to the front edge of their base or beyond. Additionally, any figure with more than one appendage extending to or beyond a side or rear edge of their base will be treated as an extended figure. Must fit in TOC combine.

3.2.5 Guard Figures (Blockers)

Guard figures are those figures which have both arms folded at the elbows with the forearms and hands connected to the upper arms. These figures cannot be interlocked at any time on the offensive line at set-up. There must be at a "minimum" 3/8" spacing or 1/3rd of a Flat Proline base length between each lineman. This includes all appendages; no arms or legs can be overlapping at the start of the play. Repeated violations will result in illegal formation penalty and loss of 5-yard.

3.2.6 Custom Figure Poses

The players can come in any action pose, providing he has all the following intact:

- (a) Two arms
- (b) Two legs
- (c) One head
- (d) One torso
- (e) At least one foot of the figure must be affixed to its platform.

NOTE: Custom Figure Poses can increase a figure's height from its original form if it meets the prescribed height standards in 3.2.7.

3.2.7 Height of players - See Figure and Base Size Standards Appendix.

3.2.8 Players numbers/Uniforms - Players must be affixed with numbers on both sides of their jerseys to distinguish them. If numerals are not affixed to both sides of the jersey, that player(s) is ineligible for game play. The tournament officials, on a case-by-case basis, may grant waivers. Reminder: NFL numbering systems will be used to determine player eligibility. Players recreated prior to initiation of NFL numbering system (pre-70's), will be honored.

Figures that are not painted to match the uniform of the figures fielded in the game by a team/coach are not permitted on the field; this includes stationary figures. The "Passing QB" (PQB) or "Kicker" is the only exception to this rule.

3.2.8.1 Passing Quarterback (defined further in this rule set as a PQB) includes any manufactured quarterback such as the Tudor/Miggle TTQB, G Force TDQ, the FootballFigure.net Game Changer QB, the Carl Coley Superman QB and The Next Level QB, may be used for passing in lieu of Ball on the String (BOS) and or Pass Placement equipment ("Sticks"). All new Passing QB's have to be approved by the TOC Board.

3.2.8.2 The Only thing that can be used on TTQB or PQB is THIN two-sided tape (NOT 2-sided foam tape.) Thin rubber or a thin rubber band can be used on the outside of the base. Two-sided tape of glue to hold the QB on the platform.

3.2.9 Roster Size and Uniform Color

3.2.9.1 Maximum roster size for a coach's team is 60 players. As of the start of the 2019 thru 2020 TOC Tournament Season all stationary players, TTQBs, Kickers and passing sticks will be counted towards equipment.

3.2.9.2 Dark Jersey's will be worn to represent the offensive team

3.2.9.3 White or (Light) Jersey will be used for the defensive team. We need to define what is considered light. (Light colors are light gray, yellow, gold and silver)

3.2.9.4 Kicking team should be in the Light (Defensive) Uniform and Kickoff return should be in the Dark (Offensive) uniform. If the kicking team has declared an onside kick then both coaches are allowed to mix both teams for this one play.

3.2.10 Referees

Referees from any recognized manufacturer or custom, are allowed on the field during the game. The referees are to be placed on bases (without magnets) to keep them from falling over. The referees may be used to spot players when adjustments must be made during a play from scrimmage. The switch may be turned off and the referee can be moved out of the way in the event a player is going to run into the referee or does run into him.

3.3 Bases

3.3.1 All bases, from all manufactures, are allowed with exception to any bases that prohibit proper spacing i.e.; Giant Tudor bases made prior to 1967 and any similarities produced by other manufacturers.

3.3.2 Prongs may be altered on bases, but the outside of the base may not be altered in any way. Subject to review by the commissioner. Alter definition: anything that is done to the base that takes it from its original design of the product. You cannot paint, clear coat or use a permanent marker to color the base. The base cannot be cut up. You are allowed to mark you base to help you determine the direction or a position of the player on the base.

Example: You can make your right guard "RG"

3.3.3 Bases may not be altered as to increase their height from the original form.

3.3.4 Bases must remain on each player during the game and cannot be changed with another player or rotated directionally on their base. Players that spin freely on their original base are allowed.

3.3.5 Magnets, nuts or bolts cannot be added to a player's base at any time, which includes a stationary QB. See section 3.1

3.3.6 Boat bases are allowed at any position except for the offensive and defensive lines.

3.3.7 No chemical alterations are allowed to any base. No painting, coating or usage of a permanent marker to color the entire outside of your base. You may initial your base for identity.

3.3.8 No Frankenstein bases. Frankenstein bases are bases that have a portion of one base cut off and applied to another. For example: A section including the prongs cut from a speed type base and glued under a boat base platform.

3.3.9 All bases must comply with the "Figures and Base Size Standards" Appendix to this rulebook

3.3.10 Coaches MAY NO LONGER use any felt, foam, rubber pads or other substances to hold a base motionless or STATIONARY. You will need to use a prong-less base and figure. Make sure no sticky substance underneath holds it motionless. This goes for stationary QB's also, no felt, foam etc. underneath. The numbers on the stationary poses DO NOT HAVE TO MATCH the figure they are representing on the field.

3.3.11 – New bases must be voted in by the TOC Committee before they can be used in tournament play. Once a new base is approved, that notification will take place via the TOC Tournament of Champions Facebook page and any other way it can be shared effectively.

3.4 Inspection

3.4.1 Prior to participating in a TOC Tournament, all coaches will have their teams inspected by a designated inspecting tournament official(s).

3.4.2 The tournament official shall ensure that all offensive and defensive players not exceed a weight of 4.00 grams with no magnetic material affixed to a base. The tournament official will utilize a magnet for inspection of the bases. If a base adheres to the magnet the player is disqualified from entry into the tournament. If the figure has metallic material, such as paint or metal pins for stabilizing said figure, then the figure shall be allowed if the head coach confirms that there are pins or metallic paint in the figure prior to inspection.

3.4.3 Any player that is deemed ineligible, for any reason, can be offered up for appeal to the tournament officials for a final ruling. The final determination will be made by the TOC Officials and is binding throughout the tournament.

3.4.4 Once your team has been checked in, you are not allowed to use any self-supplied storage case during the TOC event. You can use a specific table or transport tray to carry teams from table to table. The transport tray must be approved by TOC Officials.

4 Timing / Pivots & Motions

4.1 Length of Game

4.1.1 Each game will be played in a specific amount of time utilizing a running clock divided into two halves. For example, each half may be 30 minutes long. The clock will run continuously until the half is completed. Neither team will have any timeouts or any means to stop the clock. At the end of each half, should the offensive coach

have his offensive line set (Center, Guards, and Tackles), prior to the clock running out or having declared his intent to kick a Field Goal, then there shall be one more play.

4.1.2 The Tournament official(s) will determine the length of the game time for pool play and extended game time for the Sweet 16, Final 8 and Championship game to facilitate the entire tournament period of play during the weekend's events.

4.1.3 It should be the objective of each TOC Organizer to have the tournament completed by 1:00PM on the last day to allow coaches enough time to safely arrive home.

4.2 Set-Up Clock

4.2.1 Set-up clock will be used for both offense and defense. (Please inform your opponent when the clock has started.) The offense is allowed 40 seconds once the teams are separated to complete their set-up and **MUST SAY "Set"** upon completion. The defense has 10 seconds once the offense says **"Set"** to complete their set-up and must also say **"Set"** upon completion.

As an example, if the offense only takes 20 seconds to set-up and calls "Set," the defense would have only their additional 10 seconds for a total of 30 seconds to set up. If the offense fails to get setup and is in an illegal formation, then NFL penalties (Delay of Game) applies. If the Defense fails to get setup, then they are forced to play that play with what is on the field at the end of the play clock.

4.3 Time for Change of Possession (C.O.P)

4.3.1 ALL C.O.P. will be 1 full minute= offense set + 10 seconds for defense + 6 seconds offense pivots + 6 seconds defense pivots= 82 seconds total time elapsed for C.O.P.

4.4 Pivots, Blind Pivots, Advance Pivots, Motions, Advance Motions, and Substitutions

4.4.1 Definitions:

1. Pivots – to push the rear or back of a player's base to face in a different direction, keeping the front of his base in the same orientation.
2. Blind Pivots – To mark a player's position (with a magnet, referee, pivot stick or finger) pick up your player and do not look at the dial and place him back down in the same orientation (this is done during the Pre-Snap Audibles)
3. Advance Pivots – To mark a player's position (with a magnet, referee, pivot stick or finger) pick up your player and look at his dial and place him back down in the same orientation. (This is done on kickoffs after the kick, after a completed pass for the offense and when the defense is attempting a tackle.)
4. Motions – Moving a player from one place to another. You may look at his prongs doing this action. (Example A slot receiver to the backfield)
5. Advance Motion – This refers to two or more receivers on the same side of the field. Moving one player from the Line of Scrimmage and having another player go to the Line of scrimmage. (Pre-Snap only and is considered one of your two Audibles)

4.4.2 These pivots and motions are called Audibles. Each coach has 6 seconds to make Audibles. Offense goes first and then the Defense counters.

4.4.3 You are allowed two Audibles on both offense and defense. The defense can match the offense but not exceed them when making their adjustments. For example, if the offense makes one pivot, then the defense can only make a pivot. If the offense makes no Pivots / Motions, then the play starts with no further adjustments

Advance Motion



Offense has declared "SET" and the Defense is "SET"



Offense declares a motion by pulling this WR off of the line of scrimmage and away from the cornerback. The receiver to the right of the motioned WR must move forward only to the line of scrimmage.



The offense completes the "Double Motion" by moving the interior WR to the Line of Scrimmage straight and forward into the preset defensive player. The WR may not be turned from it's original set position, only moved forward to be on the LOS



The Defensive coach is now reacting to the "motion" by aligning his cornerback to cover the WR.

A mobile QB can be replaced with a Stationary QB under the following 2 circumstances:

1. Upon the initial set-up of both the offense & defense and after the defense calls set, the offensive coach may simply substitute a mobile QB with a Stationary QB during their pivot phase. This does not count as a pivot.
2. After all pivots have been made.

4.4.5.2 However, a Stationary QB cannot be replaced with a Mobile QB ever.

4.4.5.3 The Defense may counter the mobile/stationary QB substitution by either bringing in a stationary or mobile defender. The incoming defender (mobile or stationary) may only enter the field with the exact orientation as the Player that is exiting the field.

Stationary DEFENDERS

Up to two stationary Defenders may be placed on the defensive side of the field at any position. These defenders must meet the weight and equipment restrictions for a stationary Defender are like that of immobile quarterbacks. **They shall be deployed in the following manner:**

1. A maximum of 2 players can be set on stationary bases.
2. Magnets or any adhesives or putty cannot be used to hold stationary Defenders in place.
3. Stationary Defenders also must meet with the current TOC weight and dimension requirements. They do not count toward your 60-man playing roster; however, they must be painted in keeping with your team colors and numbered on the front and back of the jersey.
4. When using stationery Defenders, the mobile players that will replace the stationery Defender(s) must be on the board facing the back of the end zone they are defending. That way they do not disrupt the play. Make sure the Defenders are on opposite sides of the end zone, so it is easily identified which Defender plays the left and the right side of the field.
5. The defensive team must have their stationary Defender(s) on the field of play with their mobile Defenders(s) aligned in the back of their end zone before the expiration of the defensive setup clock. If the defensive clock expires without this requirement being met the following applies:
 - a. If the mobile Defender(s) are on the field without the stationary Defender(s) in place, then the play is initiated with no further action
 - b. If the stationary Defender(s) is placed on the field without the mobile Defender(s) in their designated area the Defender(s) shall remain stationary. They are eligible to make tackles,

intercept the ball etc. If a stationary player intercepts the ball without a mobile player declared, the play is dead at that point of the interception.

6. If the offense brings in a stationary QB, the defense is allowed the last move and can bring in a stationary defender to counter the offense's stationary QB.
7. Coaches MAY NOT use any felt, foam, rubber or other substances to hold a “pronged” base motionless.
8. The numbers on the stationary figures DO NOT HAVE TO MATCH the player which they are being substituted for. The Stationary figure being used automatically represents the number of the player he is substituting for.
9. If your Stationary Defender becomes engaged with an offensive player (base to base) your mobile player cannot be adjusted later in the play.

5. Plays from Scrimmage

5.1 Start of Game/Coin Toss

5.1.1 All games are to begin with a coin toss. The visiting coach will call “Heads” or “Tails” while the coin is in the air. The winner of the coin toss has two options:

- (a) Elect to receive the opening kickoff
- (b) Elect to kick off

5.1.2 The team that lost the coin toss gets to select the end zone they wish to defend for the first half.

5.1.3 The team receiving the kickoff to open the game will kick off to begin the second half. (both teams must change directions to start the second half.)

5.1.4 Before the snap of the ball the Offensive coach must declare “run, pass, or quarterback option”. The call must be made within 5 seconds after the defense is set. (If no declaration is made the play is automatically considered a pass.)

5.1.5 The ball carrier is considered tackled when any part of its base or platform touches an opposing player’s base or platform. This is referred to as “Any Touch” tackling.

5.1.6 Stacking **Definition:** Any player with any portion of the front of its base directly lined up less than a base length behind another player on his team.

5.1.6.1. New this year “**NO STACKING NOWHERE**” on offense or defense.

However, there are three exceptions.

- During any two yard or less play
- When the QB is under center
- Just to be clear, there is not stacking in OT

****Note**** These are the only situations where the Offense and Defense can stack

5.2 Position of the Offense Players at the Snap

5.2.1 The offensive team must have the following in their formation:

- (a) No more and no less than seven players on the line of scrimmage at the snap.

- (b) All players lined up outside of the tackles must be no farther than 5 yards from the line of scrimmage at the snap.
- (c) All guards, tackles and tight ends must be at least 1/2 yard behind the center and no more than 1 yard.
CLARIFICATION: The front of the base for the guards and tackles must be 1/2 yard from behind the front of the center's base.
- (d) Minimum offensive linemen spacing is 5/16" or an easier 1/3 of a Proline flat front base length. Maximum spacing for linemen is one full base length of a Proline flat front base. This spacing includes appendages or body parts, not just the base. No overlapping of arms or elbows or other appendages from tackle to tackle.

Definition of "base width and length" for simplicity throughout the rule set is defined in inches as being equal to 1-inch-long x 3/4 wide. i.e. a 1/3 base width is equal to 5/16 inches.

- (e) The QB can be positioned under the center or up to a maximum of 15 yards from the line of scrimmage. Some portion of the Quarterback's base must be within 15 yards of the LOS at the start of the play. For Monster Boards this measure will be a maximum of 10 yards. The minimum amount of yards the QB can be lined up is two yards behind the center. Special Note. The Defense can match one player when this is performed.

Definition of "In Shotgun" means: The QB is at least a full base length from the back of the centers base.

- (f) Running Backs Position – If the quarterback is under center the running back(s) can be no farther back than the maximum distance allowed for the board being played on (15 yards 2x4 boards and 10 yards for monster boards). If the QB is in shotgun, the eligible RB's can be either even with the QB or no more than the maximum distance from the LOS (front of base). If the QB is at max distance from the LOS, then the RB's can be no further than the back of the QB's base to start the play. If during the audible phase the Offensive Coach MOTIONS the QB up further towards the LOS, leaving his RB's beyond the max distance, it will be an illegal formation penalty of 5 yards against the offense.

5.3 Position of the Defensive Players at the Snap

5.3.1 The Defense is set up with a 1-yard neutral zone at the LOS. The defense can set up in any formation. Just remember the following:

1. The Defense will have 10 seconds after the Offense says "SET"
2. No Stacking unless 2-yards or less or if the QB is under Center
3. Stationary Defenders can be used and placed anywhere

5.4 Running Plays

5.4.1 A QB must remain at some point behind the center prior to the start of the play.

5.4.2 The quarterback may never be the lead blocker ahead of the ball carrier on any run play that goes into the offensive line. If the Quarterback acts a lead blocker for the ball carrier, then it is illegal procedure and results in a 5-yard penalty and loss of down. The quarterback may only run into the offensive line as the third back in a short yardage situation

5.4.3 In order for a running back to carry the ball; and the QB is under center, the front of the designated runner's base must be behind the back of the quarterback's base. If the QB is in the shotgun, the runner can be even with the front of the QB's base.

5.4.4 Two backs can run in the same direction at any time as long as the third back is turned away from the play and now running inside of the tackle box of the offensive line.

5.4.5 The QB can run into the LOS as a ball carrier but he cannot be pushed by another offensive player. If this occurs, it will be a 5-yard penalty with loss of down.

5.4.6 The QB may start the play facing forwards towards the line along with two other backs, to disguise the play call. Upon announcing a pass, the stationary QB may be substituted in, the defense will then be allowed to bring in one stationary Defender in place of a mobile Defender if the QB is swapped out on Offense. If a run is announced and three players are moving forward the offense will be called for a 5-yard penalty, due to violating the 3 players cannot go forward into the line within the tackle box. It is incumbent upon the Offensive coach to manage that scenario. The QB may also start the play running backward toward his own end zone or sideways but on his own turn up field and run (i.e. bootleg or roll out). If the QB runs and his base is completely twenty (20) yards behind the LOS (15 yards on a Monster Field), the play is dead, AND the offense takes the 20 or 15-yard loss.

5.4.7 Only TWO players can start out going forward into the line on any given play unless there are 2 yards or less for a first down or a touchdown. In any event, the QB cannot be pushed or start out lead blocking. If 3 players start out going forward into the line, it's a 5-yard penalty and a loss of down. Remember (Three men cannot go forward on an overtime play to determine the winner of the game.)

5.4.8 QB Options:

NOTE: The QB has the option to **Pass** (see below), **Pitch**, or **Keep**. After both coaches have completed their formations and audibled, the offensive coach will declare "quarterback option".

If the QB is on a stationary base and has an empty backfield the coach cannot call QB Option.

Should the QB opt to **Keep**, the rules regarding Running Plays will be fully enforced (see above). The following additional defensive options are available:

A. The stationary Defender(s) can be replaced prior to the switch being turned back on, can now be adjusted or pivoted towards the ball carrier. The Defensive Coach has only five (5) seconds to do so. Should the QB opt to **Pass**, the rules regarding Pass Plays will be fully enforced (see below in later section). The following additional defensive option is available.

B. The stationery Defender(s) cannot be replaced with the mobile Defender(s) until the pass is completed. Then they may be pivoted toward the ball carrier.

Should the QB opt to **Pitch**, the following conditions **must** be met:

1. To pitch the ball there must be a clear path between the player who is pitching and the player who is to receive the pitch (the receiver).
2. No opponent's player(s) or teammate(s) base or appendages can be within the projected path between the QB's and receiver's bases.
3. Neither the QB nor receiver may have touched the LOS or ran out of bounds.
4. Neither the Pitcher nor Receiver can be engaged by an opponent's player(s).
5. The Receiver must be even with or slightly behind the QB's base (most down field portions).
6. The receiver must be within two base lengths (measured base to base) of the QB to receive the pitch.
7. If the intended receiver is more than two base lengths behind the quarterback, you may pitch the ball by throw the ball to that player (see Laterals 5.4.14).
8. Stationary Defender(s) may be swapped per rule 5.4.8 (A) and adjusted.

***All pitches are automatic (you do not have to throw the ball for the pitch). ***

5.4.9 Executing the quarterback Option Keeper

- A. The play starts with the quarterback or wildcat with the ball. After the initial stoppage the offense has 5 seconds to declare **Pitch** or **Keep**, if the offense **keeps** the ball the switch is turned over to the defensive coach.
- B. If the offensive coach allows the quarterback to cross the line of scrimmage on a declared option without deciding to PITCH or KEEP within 5 seconds of the initial stoppage the ball is dead at the line of scrimmage.
- C. If the quarterback's base COMPLETELY crosses the line of scrimmage the after the initial stoppage it is a 5-yard penalty from the previous spot (see Rule 5.5 .9)

NOTE: If the Quarterback 's base is touching any part of the line of scrimmage at the stoppage, and has not CROSSED the line of scrimmage, the **Pitch** or **Keep** is still an option. Defense: 5.4.8 (A)

5.4.10 Executing the Quarterback Option Pass:

- A. The play starts with the quarterback or wildcat with the ball. Within five seconds after the field is turned OFF, the offensive coach declares **Pass**.
- B. Once Pass is declared the defensive coach starts the countdown at 15 seconds. If you are using a pass clock please inform the passing coach that it is has started.
- C. The Offensive Coach may change his mind as many times as he chooses on his intended target within his 15 second passing window. He is NOT locked into his first choice. The 5 seconds is his Option Choice decision window only.
- D. If the pass is completed all unengaged defensive players are adjusted. Stationary Defenders that are unengaged can be replaced; and are allowed to be adjusted to pivot onto the ball carrier.

5.4.11 Executing the Quarterback Option Pitch:

- A. Declares (by jersey number or by pointing to) the receiver of the pitch
- B. The stationary Defender(s) can be replaced prior to the switch being turned back on and can now be adjusted or pivoted towards the ball carrier. The Defensive Coach has only five (5) seconds to do so.
5.4.8 (A)
- C. Engaged Stationary Defenders may not be replaced.
- D. Offense then hands the switch to the defensive coach and the play runs to its conclusion.

NOTE: The ball will ALWAYS be marked at the forward progress for the offense. You must turn off the switch to end the play. If you leave the switch on AFTER a tackle then forward progress continues, even if he scores! (This is the Ball carrier **Dragging the Defender** after contact).

5.4.12 Executing the Lateral

The lateral pass will be allowed.

If a quarterback is within the tackle box and all receivers are engaged except for a receiver in the lateral position, the offensive coach must decide to take a coverage sack or throw the option pass. If the option pass is not attempted, then the play will result in a coverage sack. If the coach chooses to attempt the lateral pass, the following rules apply, and the coverage sack is no longer an option.

Regardless of the ball's final resting place (in bounds or out of bounds) after an incomplete pass, it is the attempt of a lateral that will result in a fumble and the fumble rule is to be applied. It is the location of the intended receiver that determines the new line of scrimmage (A coin is flipped to determine the possession of the ball Heads Offense Tails Defense.) This applies for pass placement and ball on a string as well (see below).

The offensive coach will have 5 seconds to decide to attempt a lateral pass or take the coverage sack (if QB is within the tackle box). If no decision is reach within the 5 seconds, the result of the play will be an automatic coverage sack at the spot of the QB.

Laterals Using TTQB (or other TTQB type passers): If complete, the normal pass rules resume. If the pass is incomplete it is considered a fumble and the fumble rules apply. If the defense wins the toss on the fumble the ball

is turned over at the farthest forward part of the intended receivers base (facing the opponents end zone). If the offense wins the toss the ball is down at the farthest forward part of the intended receivers base (facing the opponents end zone). If no other receivers are open for a pass when the board is turned off except for the receiver in the lateral position, the coach has 5 seconds to elect to attempt to the lateral pass or take a coverage sack. If the coverage sack is elected the quarterback is down at the spot. A lateral may not be attempted if the intended receiver is beyond 20 yards behind the line of scrimmage (15 on a monster board).

Laterals using Pass Placement and/or Ball on a String: At the time the offense declares the intent to make a lateral pass using the BOS/PP, coaches/referee will note the current location (yard mark) of the intended receiver. The BOS/PP attempt will then proceed. In the event the pass is incomplete, it will be considered a fumble and the dice/coin will be rolled/flipped to determine possession. The new line of scrimmage for the next possession of the winning roll/flip will come back to the noted location of the intended receiver prior to the pass attempt.

In the event the BOS/PP attempt is intercepted, normal interception rules apply.

If the pass is completed, normal BOS/PP completion rules apply.

NOTE: For laterals using Pass Placement and/or Ball on a String: If the Pass Placement mark places the ball on the positive side of the LOS, it will still be considered a fumble if the “lateral” is missed and the line of scrimmage will be where the receiver started before the PP/BOS attempt was made. It is the start of the play that makes this lateral determination which also allows for the use of the lateral. This rule applies to the PP/BOS to be consistent with the coaches who choose to use a TTQB.

5.5 Passing – Starting the 2019 thru 2020 season if your mobile QB touches the back of the any linemen they are still eligible to pass the ball as long as they are not touching the line of scrimmage.

A coach must choose Pass Simulations or Passing Quarterback (PQB) at the start of the game and must use the method chosen for the entire half. The coach may elect to switch to the alternate method of passing at halftime. If the coach chooses to switch methods from the first half, he must notify his/her opponent of his/her intent to do so. If this is not done, the same method as the first half must continue.

5.5.1 Eligible Receivers

A forward pass is the forward movement of the ball to an eligible receiver. Eligible receivers are tight ends, wide receivers, running backs and quarterbacks who are either lateral with or downfield from the quarterback at the time the pass is to be executed.

5.5.2 Eligible receivers are those who are numbered 1 - 49 and 80 - 89. Those who are numbered 50 - 79 and 90 - 99 are considered ineligible receivers but may become eligible by notifying the referee and opposing coach and then lining the player up in an eligible position.

5.5.3 All players that remain inbounds and unengaged at the time of a pass are declared eligible.

5.5.4 Out-of- bounds Receivers: Are ineligible once identified. It is very important to make the declaration prior to the player being identified as the “intended receiver”. This will avoid interfering with the timing of the pass. If there is a dispute, with no third party to confirm one way or the other, then a coin (offense heads/defense tails) will determine eligibility.

5.5.5 The offensive coach must identify his intended receiver by number or name; verbally calling out the number or pointing directly at the receiver prior to the pass attempt.

5.5.6 If Pass is declared initially, and the QB does not go past the line of scrimmage the offense has 20 seconds to complete the pass. The referee or defense will run the passing clock or count out the 20-seconds. (Please show

sportsmanship and inform the offensive coach that the 20 second passing clock has started) If the ball is not thrown to the intended receiver by the time the 20 seconds has elapsed, the pass is incomplete. If you are using a mobile QB at the start of the play you CANNOT run him. He must still pass the ball. If the QB is outside of the tackle box, he can elect to throw the ball away. If he is not outside of the tackle box and no other receiver is open (eligible) to pass the ball to, it will be considered a coverage sack. If the QB is not outside of the tackle box and a receiver is eligible he can throw the ball away, in this case if the throw away pass is to an open receiver and the pass is considered a lateral then the lateral rules are in effect.

5.5.7 For pass attempts the PQB shall be placed in the same space occupied by on field quarterback. After completion of the pass (or interception) the PQB will be replaced at the same spot with the original QB.

5.5.8 During the running of the board on a pass play, if the QB falls over, he is still considered live and can attempt a pass. As soon as the QB falls over the board must be turned off. The QB can be sacked in this situation as well. If any part of the QB is touching a defensive player, it is considered a sack.

5.5.9 If a pass was declared prior to the start of the play and any part of the quarterback's base advances past the line of scrimmage prior to the initial stoppage, it is considered an illegal forward pass resulting in a 5-yard penalty & loss of down. Even with line, the pass attempt may still take place.

5.5.10 Turn and Burn: Turn and burn will be allowed after EVERY successful TTQB pass completion. The adjustment MUST be made within the original 15 or 20 second passing clock. Again, this Turn and Burn adjustment MUST be completed within the original 15 or 20 second pass attempt. You do not get additional time to make your Turn and Burn adjustment after a completed pass. If time expires as you complete the pass, no adjustment can be made to the receiver. There will NO Turn and Burn adjustment AFTER stick passing "completions." That adjustment already occurred before the Stick Passing catch.

5.6 Pass Completion

NOTE: Passing is to be done without the interference of your hands or the PQB itself with the players on the field. It is your responsibility to not interfere with any players. If the passing QB or the passing coaches' hands knocks down any player (offense or defense) on the field while passing the ball, it is automatically incomplete. Incidental touching or contact with players should be avoided, however if any players are touched by incidental contact, the pass may still be attempted providing no players have been knocked over or moved completely from their original position while remaining upright.

5.6.1 A PQB pass is complete when the ball is thrown to an eligible receiver and hits the player or his base directly without hitting the playing field or another player first. It is up to the referee to determine if a pass is completed or not.

5.6.2 A receiver, who is eligible, may catch a ball if he is unengaged with a defender. If the pass is not completed to the intended receiver and hits another eligible receiver the pass is incomplete. You may throw a pass to an eligible player that is down on the field provided no part of him or his base is touching a defensive player. If the pass is completed the play is dead right, there.

5.6.3 After completion of the pass, Turn and Burn Rules apply, then defense has 10 seconds to adjust all unengaged players. The offense can make no further adjustments.

5.6.4 Ineligible receivers

5.6.4.1 In the event the pass hits an ineligible unengaged offensive player (OL) first, a 5-yard penalty will be assessed on the offense from the previous spot plus loss of down. Hitting an engaged OL first will be just be considered an incomplete pass. An engaged lineman (OL) is defined as base to bases or any body parts touching.

5.6.4.2 In the event the pass hits an engaged defensive player first, it is considered a knock down, not an interception. This includes safeties and cornerbacks downfield “engaged” with an offensive player, since an engaged WR is also considered ineligible.

5.7 Interceptions

5.7.1 A PQB pass is intercepted whenever it hits any unengaged defensive player first while in the air. In the event the ball is intercepted, the defense is allowed to run the ball from the point the interception occurred. The Defense will then have 10 seconds to adjust all unengaged players to block. The defense will then pivot the player who made the interception in any direction within 10 seconds. The team who threw the interception will have 10 seconds to adjust all unengaged players to tackle. And the offense, which is now playing defense, will control the switch. Summary of events upon an interception:

- a) **Defense** has 10 seconds to adjust all unengaged players
- b) **Defense** has 10 seconds to adjust the intercepting player
- c) **Offense** has 10 seconds to adjust all unengaged players
- d) **Offensive** coach runs the switch until the play ends

NOTE: If a player intercepts the ball while on the ground (off his prongs) the player is down at this point.

5.8 Sacks

There are three situations in which a sack can occur:

5.8.1 A sack occurs when any part of a defensive player’s base touches any part of the quarterback’s base behind the line of scrimmage.

NOTE: If the QB has fallen, any part of the QB base and figure that is touched by a defender’s base is also considered a sack. If not, then the QB can pass to any eligible receiver.

5.8.2 A coverage sack occurs when the switch is turned off and the quarterback is still inside the tackles (tackle box) and does not have an eligible receiver (unengaged) to throw to. Also, an unengaged receiver who is behind the QB when the board is turned off; is an eligible receiver, however, rule 5.4.12 will apply if the coach attempts a lateral pass. If the coach does not attempt the lateral, then per 5.4.12 and 5.8.2. Coverage sack rules apply, and the ball is down where the QB is stopped (inside the tackle box). If the quarterback is outside the tackle box, then he may throw the ball away.

5.8.3 The quarterback may drop back no farther than 20 yards behind the line of scrimmage (15 yards on a monster board). If his base completely exceeds the 20-yard distance from the line of scrimmage, it is considered a coverage sack and the quarterback may not throw a pass. He is considered down at that point beyond 20 yards. The sack yardage cannot exceed 20 yards under these circumstances.

Further Clarification:

- a) *If a defensive player’s base contacts a stationary QB and then falls over, it is still considered a sack. A broken tackle rule cannot apply since the QB is stationary.*
- b) *If the QB was rolling out and contacts a defender and that defender falls over due to the impact, then it is considered a broken tackle and the QB may pass or run. If they both fall over after that contact, it is only a sack. The defender must remain standing for a fumble determination.*

5.8.2 Safety

A safety is worth 2 points. The following actions will result in a safety:

- a) When a defensive man tackles an offensive ball carrier in the offensive ball carrier’s own end zone.
- b) When any portion of an offensive ball carrier’s base crosses the back or side of the end zone or out-of-bound lines in the end zone.

- c) When a QB exceeds the 20 yards drop-back barrier while in his own end zone. (15 on Monster Boards)
- d) When the QB's base is completely in end zone, within the pocket on a mobile base and no receivers are eligible for a pass. The results in a coverage sack in the end zone which is also a safety.
- e) After a safety, the team surrendering the safety will then free kick from their 20 using the same rules as if they were performing a regular kick-off. Both the kicking team and receiving team will follow the SAFETY kick-off procedures as outlined in section 6.6.

5.9 Drop Back Zone

5.9.1 The quarterback may drop back no farther than 20 yards behind the line of scrimmage. (15 on a Monster Board) If his base completely exceeds the 20-yard distance from the line of scrimmage, it is considered a coverage sack and the quarterback may not throw a pass. He is considered down at that point beyond 20 yards. The sack yardage cannot exceed 20 yards under these circumstances, 15 on a Monster Board.

5.10 Quarterback Set-up

5.10.1 The QB can't set up any deeper than within 15 yards from the line of scrimmage. (10 on a Monster Board) and no less than two yards to indicate he is under center.

5.11 Pass Simulation

NOTE: If you use pass simulation you are responsible for supplying the equipment necessary for the process. The equipment can be purchased through the TOC or other vendors.

5.11.1 Ball on a String (BOS) may be used as an alternative to the magnet ball as a target for Pass Simulation. You also must provide your own equipment which must be checked by officials at check in. Using BOS, the ball must touch the playing field. All set-up and eligibility rules apply prior to the start of play.

5.11.2 Once the switch is turned off, the offensive coach will then measure the distance (center of helmet to center of helmet) from the quarterback to the intended receiver. Place the appropriate stick in place within 20 seconds.

5.11.3 Original Buzzball measuring rules apply. Helmet to helmet measuring stick is 11 ¼ "long overall with one half red (5 5/8") and the other half white (5 5/8") . Ball placement sticks: The shortest distance is RED (1 11/16"), intermediate is WHITE (3 3/8") and long distance is BLUE (5 1/8").

5.11.4 Again, upon a successful Pass Emulation or Ball on String (BOS) pass completion, NEITHER the offense nor defense can make any additional moves. The play will run until completion.

5.11.5 Once the distance has been determined the offensive coach may pivot the intended receiver only. The offensive coach now places the appropriate passing stick on the field with one end making base contact with the intended receiver's front portion of the base and between the front corners. The passing stick may be angled in any desired direction from that point so long as the passing stick remains in contact with intended receiver's base as previously described and does not cause the eventual placed ball to contact any player. If the sticks cannot be placed flat on the field, a tourney official will handle the entire stick and ball placement procedures.

5.11.6 The referee or offensive coach will next place the PS or BOS ball on the field, so it contacts the opposite end of the passing stick. The closest point of the ball is centered on the end of the stick, and closest point of the ball is facing the quarterback to simulate a spiral pass from his direction. Once the offensive coach is complete within his 20 second window, the defensive coach will now have 10 seconds to pivot all his unengaged players.

5.11.7 The defensive coach may now pivot any unengaged players to either make an interception attempt or to make a tackle on the receiver after the catch. From this point on no players may be pivoted to resolve the play unless the

pass is intercepted (see Interception). The referee or offensive coach takes control of the switch and turns the board on until the pass is determined to be caught or incomplete.

NOTE: See Pass Interference Section Below. Eligible Receiver: Pass Simulation – The identified receiver.

5.11.8 Catch After the ball has been placed and the board tuned back on, any player who makes (any) unengaged base contact with the ball (any base contact), before the play is over has caught the ball. If using the BOS, any part of the figure contacting the BOS is a reception. This does not include engaged players. Ineligible receivers, Offensive linemen and the quarterback cannot catch the ball.

5.11.9 Completion: Pass Simulation any base contact with the ball constitutes a catch for all eligible players.

5.11.10 For BOS any figure contact with the ball constitutes a catch for all eligible players. Situations where it is not a clear completion will be treated the same as an unclear pass with the PQB (incomplete) and treated the same as an unclear tackle with respect to base contact (not a tackle). Additionally, and just as a PQB pass, the first player to make base contact with the ball has made the catch.

5.11.11 Once a pass is completed to the intended receiver the referee will make the call and remove the placed ball. The ball can be advanced after the catch if that receiver is still unengaged. In such a case the referee will turn the board back on to resolve the play. A pass is complete if an unintended receiver contacts the ball as described above before any other player, but the ball cannot be advanced and is down at that spot. Simultaneous touching of the ball between offensive and defensive players is awarded to the offense as a completion but the ball cannot be advanced even if no base contact between those 2 players is made (ball sometimes keeps bases from making contact on simultaneous contact). Simultaneous touching of the ball between offensive players will result in having the catch awarded to one of the involved offensive players chosen by the offensive coach, with priority in favor of the intended receiver over all others. Simultaneous touching of the ball between defensive players will be awarded to one of the involved defensive players chosen by the defensive coach. Simultaneous contact between players from the offensive team can be advanced so long as the player awarded the catch is the intended receiver.

5.11.12 Incompletion: Pass Simulation – When the intended receiver goes past the ball, falls down or turns completely away from the ball then it is considered incomplete. If the intended receiver goes past the ball switch can be turned off immediately after the back of the base has gone past the ball.

NOTE: Any receiver other than the intended receiver catches the ball, the pass is incomplete. Therefore, if you leave the switch on after the intended receiver has cleared and the ball is intercepted it shall be considered a turnover.

5.11.13 Interception: Pass Simulation - A pass is intercepted if any player on defense contacts the ball as described above before any other player on offense. After an interception the defense will then have 10 seconds to adjust all unengaged players to block. The defense will then pivot the player who made the interception in any direction they choose within 10 seconds. The team who threw the interception will have 10 seconds to adjust all unengaged players to tackle. And the offense, which is now playing defense, will control the switch.

Pass Interference: Pass Simulation - No unengaged player from either team may be pivoted to obstruct an unengaged opponent player's path to the ball without risking a penalty, even it was an unplanned defensive player. Obstructing an unengaged opponent player's path to the ball constitutes pass interference if contact is made during play resolution unless it happens within one base length radius (incidental/free contact area) around the placed ball.

5.11.14 Running into the back of an opponent player's base does not constitute interference under any circumstances.

5.11.15 On offense, only the intended receiver can cause offensive pass interference. On defense, any unengaged defensive player can cause pass interference. Any base contact within a base length or less is considered to be incidental contact and is not a penalty.

5.11.16 The ball will be spotted at the point of the interference, automatic first down.

6 Special Teams

6.1 Kickoffs

6.1.0 For regular kickoffs the Receiving team is in the dark jersey and the kick off team is in the light jersey.

6.1.1 The kicking team lines up at their own 30-yard line (considered their line of scrimmage). The receiving team begins their formation at the 50-yard line.

6.1.1.1 For Monster boards, the kicking team will line up at the 50-yard line and the receiving team will line up at their 40-yard line with their second wave no closer than their 20-yard line. Hang-time for the kickoff will 3 seconds on 2x4 boards and 4 seconds on monster boards. This is the only exception to the kick-off rules in this section all other rules apply where applicable.

6.1.2 The kicking team can align all 11 defenders on the line of scrimmage if they so choose. The receiving team may only have 5 players on the line of scrimmage. The receiving team's second wave of blockers can be lined up no closer than 20 yards behind their first line of blockers, (at their 30-yard line). The receiving team must tell the kicking team which player will be used to return the kickoff.

6.1.3 Prior to turning on the board the kicking team dictates where the receiver will "catch" the ball in the end zone (between the numbers) prior to the kick. The receiver will be located behind to the goal line, but in the end zone.

6.1.4 The receiving team may opt to forgo the kickoff process and take the ball on their 25-yard line but must announce this prior to setup of the kickoff play. If they do not forgo the kickoff and the board is turned on and they decided to down the ball the offense will start at their 20-yard line

6.2. Hang time

6.2.1 Hang time: There will be a 3 second hang time on kickoffs (4 seconds for monster boards).

6.2.1.1 The offense has 10 seconds to first set their kick returner and angle him for the return, then pivot all his unengaged blockers.

6.2.1.2 The defense then has 10 seconds to adjust all unengaged players.

NOTE: You can either return the kick or take it from your own 20-yard line after both coaches have pivoted.

6.3 Onside kicks

NOTE: Your team must be trailing in the game to attempt an onside kick. You can use both offense (dark) and defense (light) teams for onside kicks ONLY. Onside kicks must also be declared prior to setup. Once the kicking team starts to setup, they shall not be allowed to call onside kick.

6.3.1 Ball on the String or a Magnetic foot ball will be used for all onside Kicks. (BOS must touch the play field)

6.3.2 The Kicking team lines 11 players on their own 30-yard line.

6.3.3. The receiving team lines up 11 players on their 50-yard line.

6.3.4 Two six-sided dice will be rolled by the kicking team to determine ball placement.

EXAMPLE: The dice show "10"



6.3.5 The kicking team will number their players 2-12 going left to right along their own 30-yard line.

EXAMPLE: Kicking Team Numbering



SCENARIO: Based on the dice roll of "10" and the numbering of the kicking team 2-12, the ball on the string or magnetic football will be placed 12 yards away but in front of the player the number represents, In this case it is identified as number "10" in the picture above.

6.3.6 The kicking team will then have 5 seconds to aim 3 figures on the ball.

6.3.7 The receiving team in-turn aim 3 figures in 5 seconds after the kicking team completes their adjustments identified in 6.3.6.

6.3.8 The switch is then turned on for 3 seconds by a referee or by default the kicking team if a referee is unavailable. The first figure to touch the ball on the string or magnet will have assumed possession of the ball. The Kicking team cannot advance the ball if they recover it.

6.3.9 The switch will remain on until the ball carrier is tackled, scores, runs out of bounds or falls over.

6.3.10 If the ball carrier is knocked over during a tackle, it is considered a fumble and the rules regarding fumbles in Section 9 apply.

6.4 Extra points & Kicks

6.4.1 Extra Point: 1-Point Conversion - These will be considered automatic in Tournament competition to move play along. Each TD is worth 7 points unless the coach opts to go for a two-point conversion described below. If a team goes for the 2-point conversion that fails, their touchdown will only count as 6 points. If the 2-point conversion is successful, the touchdown with conversion will count as 8 points (6 TD + 2-point conversion)

6.4.2 Extra Point: 2-Point Conversion - Two-point conversions are worth 2 points. Two-point conversions may be attempted after any touchdown. Following a touchdown, if the scoring team decides to go for a two-point conversion, they must line up at their opponents 5-yard line and must line up no differently than any other play from scrimmage. The offensive team must score just as they do for any other touchdown for the conversion to be successful. If unsuccessful, only 6 points awarded for the TD.

6.4.3 Punts: Punts are automatic. Outside the 50-yard line the punt is 45 yards. Inside the 50-yard line is 35 yards. Any punt that lands inside the five-yard line is automatically placed on the 5-yard line to ensure the offense can

line-up properly. If automatic punts distance lands the ball in the end zone the receiving team will take the ball on the 20-yard line as the punt is considered a touchback.

NOTE: Punting is an option, not a requirement. You may elect to go for it 4th down anywhere on the field and at any point in the game. Understand that you control your team's destiny not the rules.

6.4.4 Field Goals: Field goals are worth 3 points. Field goals must be kicked with the Kicker. There are no fake field goals. Field Goals must be declared prior to setting up for scrimmage and the coach kicking the field goal will have 20 seconds to physically complete the field goal kick once the coach has declared his attempt to kick the field goal. The coach attempting the field goal should make sure that the field goal posts are within reach prior to declaring his field goal attempt.

- Should the kick not be completed within the allotted 20 seconds the ball is marked down at that point where the kick was attempted?
- No additional time will be run from the clock
- The kick must be the only play attempted on the subsequent down and, the new kick must be attempted 7 yards back as the new line of scrimmage is the spot of the unattempt kick.
- Should the new spot be out of field goal kicking range in accordance with the current TOC rulebook, the kicking team will lose possession regardless of down and possession is awarded to the defense at the new line of scrimmage.
- If the unattempt kick occurred on 4th down, the defense gains possession of the ball.

6.4.4.1 Field goals may be attempted on any down once the offensive team is within field goal range. Once a field goal attempt has been tried it ends that possession for the offensive team unless a penalty is called or there was an equipment or similar problem during that attempt. Those instances will be handled by the referee and/or event staff.

6.4.4.2 The maximum field goal attempt that can be attempted is 64 yards. The kicker must be lined up in the center of the field but may be angled. The front of the kicker's base must be 7 yards behind the line of scrimmage. This means that the line of scrimmage must be at the **opponent's 47-yard line** or closer to attempt a field goal. The Field Goal will now be attempted from the appropriate spot on the field unopposed. The kick must clearly travel between the uprights and over the crossbar for the attempt to be successful.

6.4.4.3 All field goal attempts will be kicked unopposed i.e. only the kicker will be on the field.

6.4.4.4 The board will be off during the kick unless using a Carl Coley automatic kicker where the board must be turned on for 1 second to activate the kicker.

6.5 Missed kicks

6.5.1 All missed kicks result in the defensive team obtaining possession of the ball automatically at the spot of the kick (7 yards behind LOS) unless that spot is less than 20 yards away from the defensive team's end zone. If that's the case the defending team will start their possession at their own 20-yard line.

6.6 Kickoffs for a Safety (for all size of boards)

6.6.1 The kicking team will kick from their own 20, the receiving team will set 5 men on the kicking teams 30yard line, the next wave of kick returners can be no closer than their own 40-yard line and the kick returner will set up on the 20. The kickoff hang time will be 3 seconds. The return man will now be standing at the 10-yard line.

7 Overtime

7.0 Overtime

7.1.1 Both teams will have 1 play from the 50-yard lines with the winner being determined by total points, or total positive yards whichever applies. However, the winner must have at least one positive yard. You cannot run three men into the line for any overtime play.

7.1.2.1 **In Pool Play**, there will be a maximum of one OT attempt by each coach. Positive yardage will be the determining factor on the outcome of the final score. The team with the most yards will be awarded 6 points towards their final score. Should neither team score or gain any positive yardage in OT, the game ends in a Tie. No points are added to either coach's regulation scoring.

7.1.2.2 **In the Elimination Rounds**, OT will continue until one coach emerges as the victor. Each TD is an automatic 7 pts. Should you decide to go for the two-point conversion (Rule 6.4.2) then all rules apply.

7.1.3 Overtime Coin toss: The winner of the coin toss has the choice of possession or to defer. The opposing team gets to choose which side the field they wish to play. **NOTE:** Both teams must go in the same direction on offense.

7.1.4 Games won in overtime by yardage will have 6 points added to their score.

8 Penalties

8.0 Penalties

NOTE: Just because you do not see a specific penalty listed does not mean it will not be called. Below are the basics only. An official can make other calls not listed so long as they are not contradictory to the format.

8.1 Unsportsmanlike Conduct - 15 yards from LOS + warning. Repeated acts will cause immediate disqualification

of the offending coach. We are here for fun. Please behave accordingly.

8.2 Trash talking- Any attempt to humiliate or assault your opponent will not be tolerated. If the referee, after first warning a coach, feels that talk is excessive, he will call an unsportsmanlike conduct penalty and mark off fifteen yards.

8.3 Abusive language- The goal of the League is to incorporate young people into the game of electric football. As men and women of this game, there is something to be said for a "clean mouth." Cursing will not be tolerated.

8.4 Arguing with the referee- A coach may dispute a call, but if he begins to get abusive toward the official, he will be flagged with an unsportsmanlike conduct penalty. If a second flag is thrown for this same offense (at the official's discretion) then the violator will automatically forfeit the game.

8.5 Spectator Interference-Spectators not involved in a game may not argue with or taunt a referee during his/her duties of refereeing a game. If a spectator interferes with a referee, taunts the referee during the game or after, the spectator will be removed from the tournament facility and the TOC Owners will conduct an inquiry into the member's status with the TOC if a TOC member is involved.

8.6 Offsides - 5 yards from LOS.

8.7 Delay of Game - 5 yards from LOS

8.8 Illegal Formation - 5 yards from LOS.

8.9 Illegal Receiver - 5 yards from LOS (Ball caught by ineligible receiver). Unengaged offensive lineman

8.10 Illegal Pivot - All illegally pivoted players will be removed from the board until that play is resolved. All pivots (after the play has begun) are to be made from the rear of the base using an approved on-field ref, spotting device, or with assistance of an official.

8.11 Illegal Forward Pass - 5 yards from LOS and loss of down.

8.12 Illegal Stacking-5 yards from LOS repeat down.

9 Fumbles

9.0 Fumbles

9.1 A fumble occurs when the front of the base of a defensive player makes direct contact with either side or the front of the ball carrier that causes that player to fall over. Simply stated, the collision itself must cause the fumble.

9.2 The player is considered knocked over (fumbled) if none of the prongs (brushes) are contacting with the playing surface.

9.3 It does not matter if the player is leaning on another player the determining factor shall be if there are no prongs (brushes) in contact with the playing surface.

9.4 Once a fumble is established, a coin toss is performed to determine who will have possession of the ball. Heads the offense will keep the ball and Tails the defense will take possession of the ball.

9.5 Should the ball carrier and the defender Both fall over during the attempted tackle the possession remains with the offensive team.

10 Broken Tackles

10.0 Broken Tackles

10.1 A broken tackle occurs when a defender falls as a result of contact with the ball carrier. Simply stated, the collision itself must cause the tackler to fall. The defender who fell during the tackle may not be placed upright and the play continues to its conclusion.

11 Fallen Players

11.0 Fallen Players

Definition: Fallen players are players that have all prongs off the field. These players are considered fallen players and cannot make a tackle if they are still engaged with an offensive player (Pancaked). If unengaged and any part of the base comes into contact with the ballplayer, then it is considered a tackle.

11.1 All players must be set up on all prongs prior to the start of play. If a player is not upright at the start of the play, he is not eligible and therefore removed from the field of play.

11.2 On pass plays and after the pass is completed, defensive players may be placed upright to react to the ball carrier. Care should be taken, and markers used so that the defender cannot be placed upright in a way to gain distance toward the ball carrier.

11.3 A fallen QB may still throw a forward pass as long as no contact has been made by a defender to the QB's base or body which would result in a sack.

11.4 On kick returns both offense and defensive players may be placed upright to block or react to the ball carrier.

12 Duplicate Numbers

12.0 Duplicate Numbers

Duplicate numbered players are allowed but must never be on the field at the same time. This penalty only occurs after both coaches call set or after the play has started. If one of the players is a stationary player and they are representing a mobile player with a different number, then it will not be a penalty due to the stationary player representing the mobile player thus he is the mobile player number. That mobile player MUST be presently in the back of the end zone as specified in the stationary players regulations.

First Offense: 5-yard penalty from original line of scrimmage and loss of down.

Second Offense: Player Ejection: Opposing coach choice.

NOTE: It does not matter if the players were different from the first offense. The infraction is based upon player management (your actions).

13 Forfeits - Quit

13.0 Forfeits

13.1 All games are to be played! Forfeiting a game for any reason beyond health or personal tragedy is to be discouraged.

13.2 Coaches winning a forfeited game will receive a 7-0 final game score.

13.3 If the trailing coach quits while on defense before the final 4 minutes of the game, the opposing coach will be awarded an additional 7 points.

14 Championship Game Rules

14.1 TIMEOUTS Each coach will be issued Two Timeouts to start each TOC Championship game. Both timeouts can be used in either half. Furthermore, both timeouts can be carried to the 2nd half if both are available.

14.1.1 Should overtime occur, any timeouts cannot be carried into the overtime.

14.1.2 The referee will keep records of timeouts and inform each coach of their timeouts at the beginning of each half or after the use of a timeout.

14.1.3 Once a timeout has been declared, the game clock will immediately stop.

14.1.4 Should a coach attempt to use a timeout without having one available, it is a penalty (unsportsmanlike conduct). 15 yards from the line of scrimmage.

14.2 2 POINT CONVERSION Any 2-point conversion during a TOC championship game will cause the clock to stop and the clock will resume at the following kickoff upon the receiver running the ball out of the end zone or the receiving coach's first play from the 20-yard line if they elect to take a touchback.

14.2.1 The 2-point conversion is to be treated like any play from scrimmage as noted below:

- Upon a confirmed Touchdown, the scoring coach has 5 seconds to declare that they are going for 2 points. Should they fail to emphatically state their intention, they are awarded an automatic 7 points and the 2-point conversion will be waived and a kickoff will then take place.
- Should the coach state that they are "going for 2", the game clock immediately stops and ALL other play from scrimmage rules apply such as set-up clock, pivot clocks, etc.
- If a penalty occurs, and the penalty is accepted by either team, the penalty is then marked off and the 2-point conversion attempt is retried.
- Under no circumstances can the scoring coach change his mind once the 2-point conversion is declared. This includes a penalty is assessed against the coach or they have 2-point conversion remorse and/or a change of heart after the 2-point declaration, your decision is locked.
- If the coach refuses to go for two after declaring a 2-point conversion, he will only be given the 6 points for a touchdown and the kickoff will resume. The referee may also declare an unsportsmanlike penalty to be assessed on the ensuing kickoff.

14.3 OVERTIME should an overtime period be needed at the conclusion of a regulation TOC championship game; the following overtime rules apply:

- The coin flip winner will determine possession or deferral to the second possession
- Each coach will start from their opponents 50-yard line
- Each coach will be given a 5-minute continuous running clock.
- Each team will be awarded one time out.
- If you score a touchdown the offensive team **MUST** kick the extra point from the 23-yard line or go for two. (Two-point rules apply.) Offensive lines up at the five-yard line.
- The offensive team can kick a field goal if they meet the field goal requirements.
- The offense can earn first downs during their allotted time.
- Should a turnover occur by the offense; their possession is considered ended. Furthermore, should a score by the defense occur as a result of the offensive turnover, the game is over?
- If the score is tied after the first overtime the second overtime and any additional overtime will follow the elimination round overtime format.

14.4 COACHES BOX LIMITATIONS

14.4.1 The only persons allowed within 10 feet of the game board during ANY TOC championship game are the following:

1. The two participating coaches
2. The two referees
3. The official camera person
4. **NO OTHER PERSONS ARE ALLOWED TO BE IN THIS AREA!**
5. Tournament organizers and the head referee are responsible for keeping this area clear. Non-participants should be mindful of their proximity and keep the area clear out of respect for the game, the coaches who are in the championship and their fellow coaches who also wish to watch.
6. Courtesy and professional etiquette are the order of the day!



15 Elite Twelve Ranking System

As of the 2019 thru 2020 the Tournament of Championship has been changed to the top 12 coaches advances to participate in the Tournament of Champions to play for the National Championship. Any coach that has won a Gold Ball automatically advances and after that criteria has been determined; the remaining field will be filled by the Coaches that has accumulated the most points to fill out the 12 qualifiers.

Example: If five coaches have won a Gold Ball the remaining 7 spots will be given to the coaches that have accumulated the most points.

Ranking Example: If a coach has won multiple gold balls, he will have a higher seed then the other coaches that has won one gold ball. If two coaches have won gold balls, then the coach with the most points out of the two will be the higher seed.

TOC Event Schedule 2020- 2021

<u>Logo</u>	<u>Date</u>	<u>TOC Event</u>	<u>Location</u>	<u>Sponsor</u>	<u>Contact</u>
	September 25-26, 2020	Texas Twister	Irving, TX	Brandon Woodard	brandonajwoodard@gmail.com
	November 6-8, 2020	Bull City Brawl	Morrisville, NC	Selby Primus	Jwm8592@hotmail.com
	January 29-31, 2021	Fault Line Rumble	Los Angeles, CA	Cello Troilo	Saintcelo@sbcglobal.net
	April 9-11, 2021	Capitol City Clash	Beltsville, MD	Dearell Brevard	dearellb@yahoo.com
	June 4-6, 2021	River City Blast	Chattanooga, TN	Charles Lane	biglane99@aol.com
	TBD	TOC National Championships	TBD	TBD	TBD

