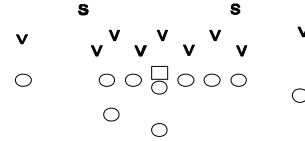


Off Tackle



Volume I

March 1998

Issue 2

Kick-Off

Welcome to the second edition of "Off Tackle". The first edition went out to 40 fellow EFLers! In this issue we are going to cover the Wing T and how you can use it in electric football as well as the "Triangle D".

I mentioned in the last issue that I wanted to cover the Miggle Super Bowl in Cleveland. Unfortunately I was not able to attend. From what I did hear all that did make it there had a great time. There was also some controversy in the final game as many felt that the final touch down pass was incomplete. Once again EFL mirrors the NFL and maybe next year we can put in instant replay.

Rumors abound that the Super Bowl will be moved to New York City. My contacts tell its more likely to be Philadelphia! This is because of the strong base of players around that city. We have Myron Evans to thank for this. (Good job Myron).

One note here many coaches wrote in to ask about line spacing. The rules that we use are that it is mandatory to have at least 1/2 a base distance between all members of the offensive line (no elbows touching or no locking up permitted). This allows for better blocking angles as well as more realistic play. We also only allow the center in the neutral zone and all other offensive players 1 scale yard behind the center. In contrast the defensive line must be greater than 1 scale yard off the line of scrimmage. All of this is done to create realistic play!

The Bama Blast II

Yes the Oxford Electric Football Club is putting on for the second year in a row the "Bama Blast". This year the event will take place on the weekend of June 5, 6 and 7. Mark this in your calendar now and plan to be there! This is the only tournament in the country that has both a weighted and non weighted divisions. So no matter what your playing style is there is a division for you.

In talking with the Alabama gang, this year they are anticipating at least 30 coaches from around the country. If you think your a hot shot be there and prove it! If you want more info please contact Steve Graham @ 205.892.9160, David Nickles @ 205.835.9988 or Gary Pate @ 205.831.7206. A special room rate for all EFLers is \$55.00 a night at the Holiday Inn in Birmingham, AL (205.956.8211 ask for BAMA BLAST rates).

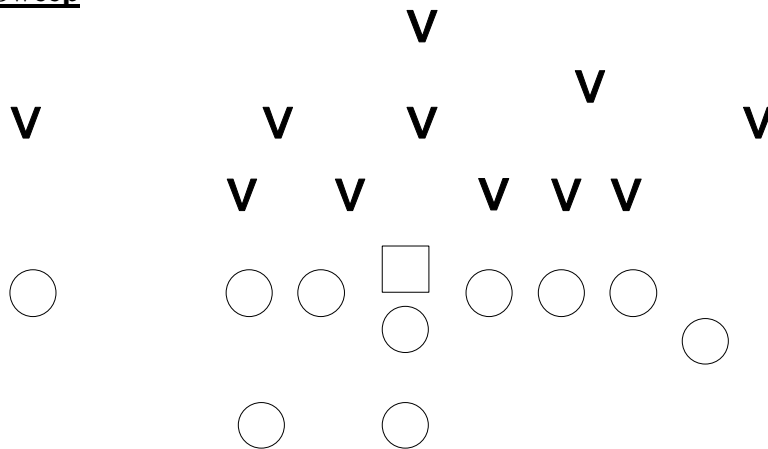
Wing T

+ An offensive line that works well together. The linemen need bases that can curve consistently. This is necessary because of the pulling and trapping that they are expected to execute.

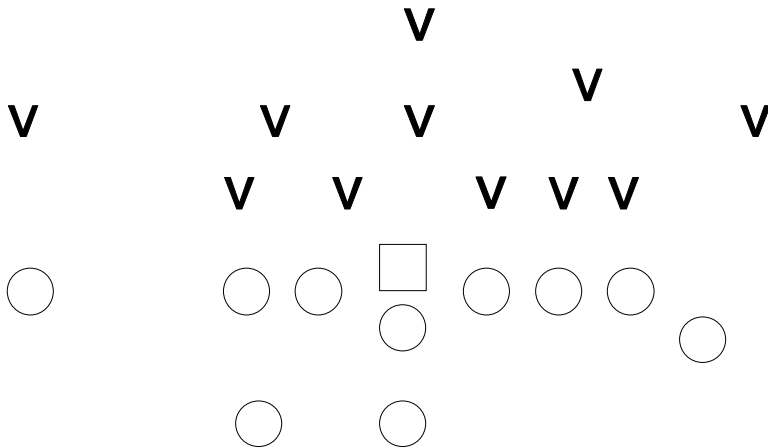
Take time now and examine the plays below. You will see that in some of the plays you will need to flip flop the HB and the WB. Remember if your bases do not work consistently, find ones that do!

Take a look at the plays below they can all be run in the EFL. Give it a try!

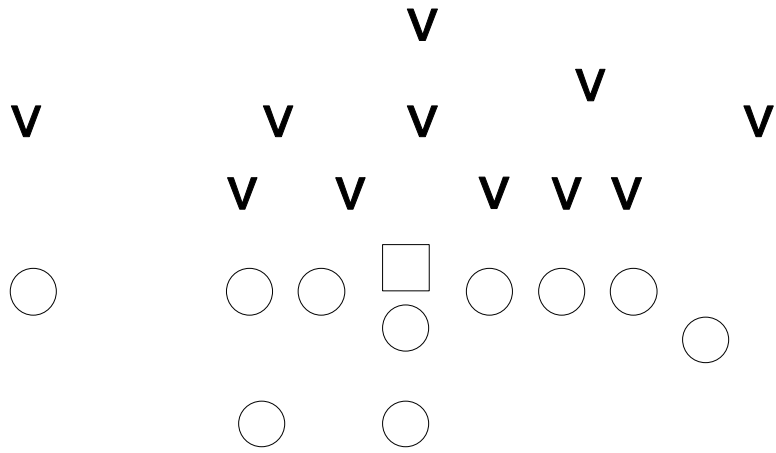
Buck Sweep



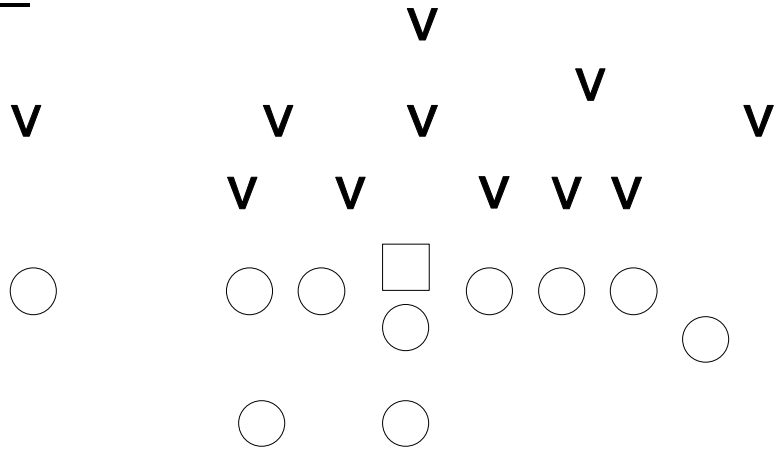
Trap



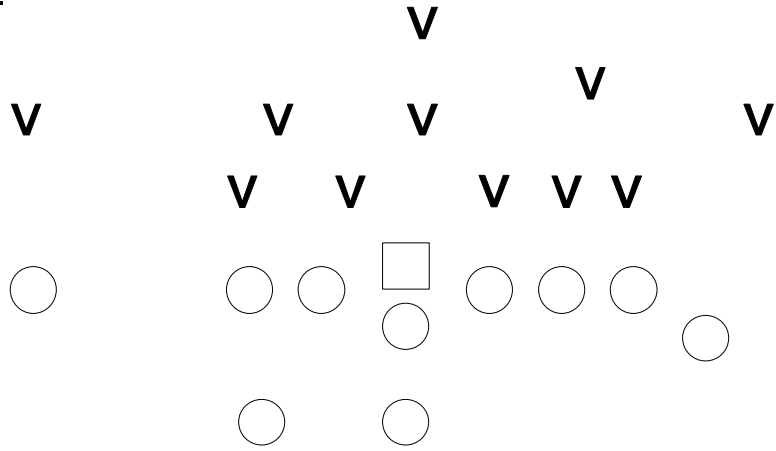
Belly



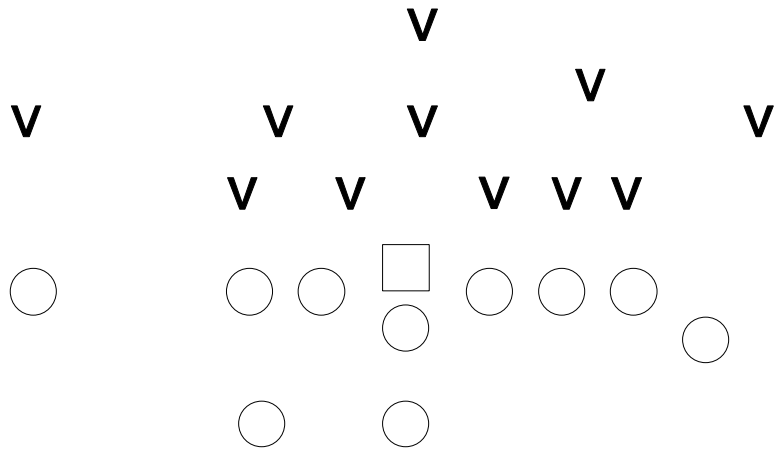
Counter



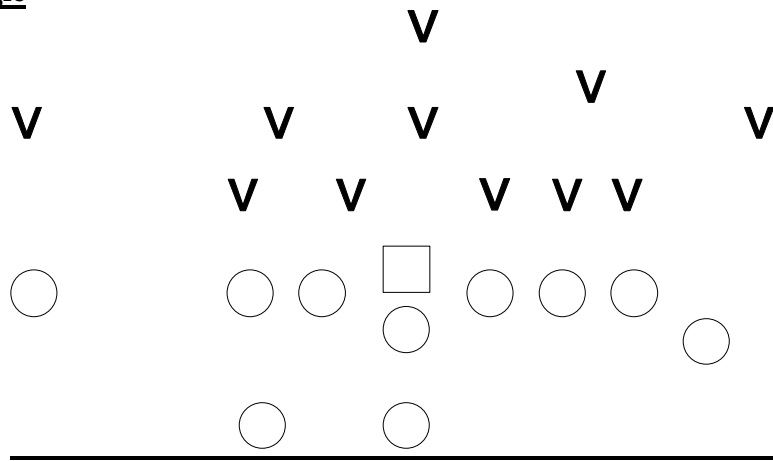
Power



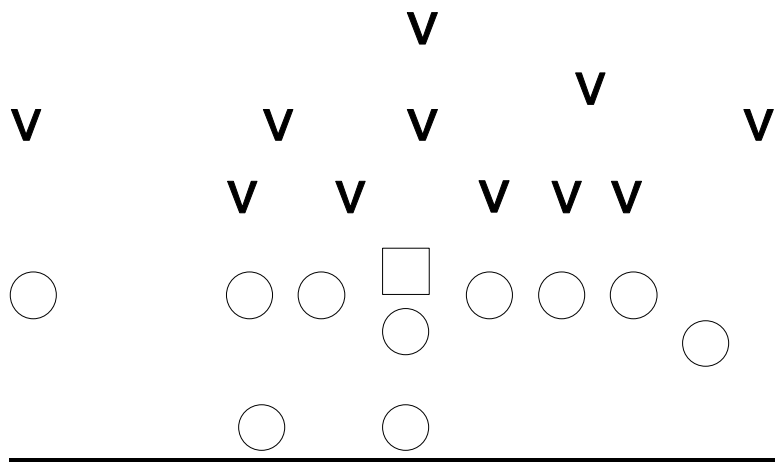
Dive



Waggle



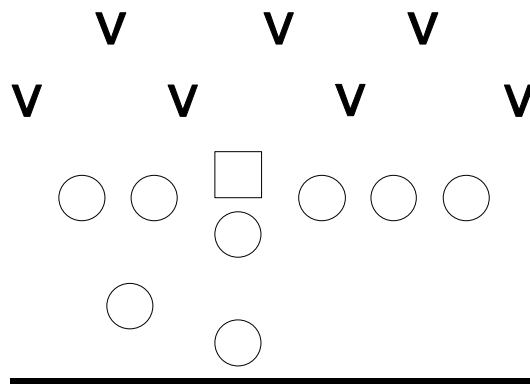
Sally



Jimmy J's Triangle D

One Monday night on the pre game ESPN game show Ron Jaworski talked about the Miami D. As he broke down the philosophy of this defense it made perfect sense that it could be easily adopted to EFL.

This defense is referred to as the "Triangle D". It is basically a one gap scheme in which the defensive line funnels the ball carrier to the linebackers. The defensive linemen engage the offensive linemen by committing to either a inside or outside shoulder. The linebacker controls the gap that is uncommitted. This set lends itself well the electric flavor of football . Please take a look at the diagram and see what you think!



The defensive ends take the outside shoulder of the tackle or the tight end. This provides outside contain and should shut down any play from bouncing outside. One tackle assumes the under tackle position as he sets himself in the gap between the guard and center. His responsibility is to engage both the center and the guard and control the gap. The other tackle plays the gap between the guard and the tackle. His job is to engage and control the gap. This now allows the linebackers to support the uncommitted gaps.

Now if you play a realistic style of EFL just think how this works as well as how realistic the game action would be!

Base Technology

Well you just bought several bags of bases from Miggle. What do you do? The first thing that we do is to cut them off their tree (do not pull them off) and run them on a board. At this point we can pick out the performers and non performers rather quickly. It's those np's that really don't look so good are the ones we are going to work on. Now lets take those under achievers and put them in a boiling pot of water. Yes that's right! A boiling pot of water. This will do two things, one it will put back some of the moisture that was taken out in the extrusion process. Thus making the plastic a little more

resilient. Second, the "memory" of the plastic will be erased this will allow us to reprogram those prongs. Boil the bases (rolling boil) for about ten minutes. Do not put too many bases in the pot, allow the bases to move around freely. From here fish out one base at a time and place them on a flat surface. Make sure that all the prongs contact the flat surface evenly!!!! Take a small nut and center it on the base. Now let the base cool and dry.

Now after they are dry lets take the bases back to the board and test them. If some are still not working that well examine the prongs. Chances are that there is some flash on the prongs. Get a lighter and the offending base "flick" the lighter on and off as you hold it under the base (directed at the prongs with flash on them) and test. This may take several tries. Be patient and do not hold that lighter on there to long! Test each time after using the lighter. Believe me plastic and fire are not friends. All we want if to melt off the flash a little at a time.

This method has worked very successfully for me. The key is patience!

In the next issue we will discuss "programming" the bases as well as some speed secrets!

Roster Central

This new section is dedicated to all of you who love to play with classic rosters. I personally cannot keep up with all the free agent moves. So what I chose to do is to research each team and come up with a all time line up. I hope you enjoy!

Washington Redskins (all time team 70's - 80's)

9	S.Jurgenson	QB	72	D. Manley	DE
43	L. Brown	HB	65	D. Butz	DT
44	J. Riggins	FB	72	D. Talbert	DT
42	C. Taylor	WR	71	C. Mann	DE
81	A. Monk	WR	57	K. Harvey	LB
87	J. Smith	TE	52	N. Olkewicz	LB
79	J. Lachey	T	55	C. Hanburger	LB
68	R. Grimm	G	28	D. Green	CB
56	L. Hauss	C	37	P. Fischer	CB
73	M. May	G	23	B. Owens	S
66	J. Jacoby	T	27	K. Houston	S

Dallas Cowboys (all time team 70's - 80's)

12	R. Staubach	QB	79	H. Martin	DE
33	T. Dorsett	HB	54	R. White	DT
32	W. Garrison	FB	74	B. Lilly	DT
88	D. Pearson	WR	72	E. Jones	DE
22	B. Hayes	WR	54	C. Howley	LB
89	B. Dupree	TE	55	L. Jordan	LB
67	P. Donovan	T	52	D. Edwards	LB

68	H. Scott	G	20	M. Renfro	CB
64	T. Rafferty	C	24	E. Walls	CB
76	J. Niland	G	43	C. Harris	S
70	R. Wright	T	41	C. Waters	S

From the Editors Desk

For those of you who are not lucky enough to have the older white QB's do not worry. Miggle has a new QB out made out of a more resilient material. This new material provides excellent action in both passing and kicking modes. Please do yourself a favor and check it out.

Regards,

Wally Jabs
631.581.0066
wjabs@cisco.com

Next Issue

- + Running the Option Offense
- + More Base Technology
- + 4-3 Under and Over Defense
- + Plus more!