

---

GREAT PLAINS

ELECTRIC FOOTBALL LEAGUE

IOWA - KANSAS - MISSOURI - NEBRASKA

LEAGUE BIO & MEDIA GUIDE

---



# Great Plains Electric Football League

(GP-EFL)

League Bio

## League Founders:

Lynn Schmidt - Parkville, MO  
Mark Purnell - Omaha, NE

Matt Miller - Ankeny, IA  
Will Purnell Jr. - Omaha, NE

## League Headquarters:

Great Plains EFL  
6211 N W Kimberly Downs  
Parkville, MO 64152

E-Mail: [lynnnschmidtweird@hotmail.com](mailto:lynnnschmidtweird@hotmail.com)  
Website: [www.gpefl.com](http://www.gpefl.com)  
Telephone: 1-816-891-0802

## League Commissioner:

Lynn Schmidt

## League Consultant:

Will Purnell Sr.

## League Administrators:

North (NE)  
Mark Purnell  
3305 North 20th Court  
Omaha, NE 68110-1977  
[mpurnell@oppd.com](mailto:mpurnell@oppd.com)  
Telephone: 1-402-679-4511

North (NE)  
Will Purnell Jr.  
2008 Edward R. Danner Plaza  
Omaha, NE 68110-1972  
Telephone: 1-402-451-5332

North (NE)  
DaRon Grant  
6020 Birch Street Apt. #3  
Omaha, NE 68104  
[darongrant@yahoo.com](mailto:darongrant@yahoo.com)  
Telephone: 1-402-553-5430

North (IA)  
Matt Miller  
510 S W Cherry Street  
Ankeny, IA 50021  
[miltron2@juno.com](mailto:miltron2@juno.com)  
Telephone:

South (MO)  
Lynn Schmidt  
6211 N W Kimberly Downs  
Parkville, MO 64152  
[lynnnschmidtweird@hotmail.com](mailto:lynnnschmidtweird@hotmail.com)  
Telephone: 1-816-891-0802

South (KS)  
Robert Thomas  
430 Smokey Hollow  
McPherson, KS 67460  
[tomfam@qwest.net](mailto:tomfam@qwest.net)  
Telephone: 1-620-242-9042

## League Referees & Rules Interpreters:

North (NE)  
Mark Purnell  
Will Purnell Jr.  
DaRon Grant

North (IA)  
Matt Miller

South (MO)  
Lynn Schmidt

South (KS)  
Robert Thomas



League Instructors:

North (NE)	North (IA)	South (MO)	South (KS)
Mark Purnell	Matt Miller	Lynn Schmidt	Robert Thomas
Will Purnell Jr.			
DaRon Grant			

League Rules Committee:

Lynn Schmidt, Mark Purnell, Matt Miller, Will Purnell Jr., DaRon Grant & Robert Thomas

League History:

The GP-EFL was formed in August of 2000 via the internet, e-mail, telephone, snail mail and finally a meeting by coaches residing in the metropolitan areas of Des Moines, Kansas City, and Omaha.

League Territory:

The leagues geographical area covers the four states of Iowa, Kansas, Missouri and Nebraska.

League Type:

Regional / Traveling

League Seasons:

Spring - 1st Saturday in March to 1st Saturday in May  
Fall - Tournaments in September, October & November

League Structure:

1 Conference - Great Plains  
2 Divisions - North (NE & IA) & South (KS & MO)  
Regular Season - (4) game minimum to qualify for playoffs. More than (4) games may be played.  
Playoffs - Top four (4) adults & top four (4) youth in each division will be seeded for the playoffs.  
Adult Super Bowl - Adult playoff winner in each division will play for the league championship.  
Youth Super Bowl - Youth playoff winner in each division will play for the league championship.  
League Fee - \$10.00 - To be paid before the start of the Spring season.

League Rules:

The league rule book is entitled "Electric Football Rules & Regulations". The rules developed by the GP-EFL offers a style of electric football that provides an excellent opportunity for growth for the 1st year rookie coach and a place to use skills and strategy for the veteran coach.



North Coaches:Home Town:Joined the League

Matt Miller	Ankeny, IA	2000 (charter member)
Kevin Fanger	Ankeny, IA	2000 (charter member)
Mark Purnell	Omaha, NE	2000 (charter member)
Will Purnell Jr.	Omaha, NE	2000 (charter member)
Will Purnell Sr.	Omaha, NE	2000 (league consultant)
DaRon Grant	Omaha, NE	2001
David Carter	Omaha, NE	2001
Alfonso Macedo	Omaha, NE	2001
Rusty Gunter	Omaha, NE	2001
Antwain Foster	Omaha, NE	2001
David Bush	Omaha, NE	2001
Randy Gunter	Omaha, NE	2001
Caleb Thomas	Omaha, NE	2002
Lloyd Dennis	Lincoln, NE	2003
Damon Bechtold	Omaha, NE	2003

South Coaches:Home Town:Joined the League

Lynn "Weird Wolf" Schmidt	Parkville, MO	2000 (charter member)
Sky Kurlbaum Jr.	Kansas City, KS	2000 (charter member)
Sky Kurlbaum Sr.	Kansas City, KS	2000 (charter member)
Jacob "Jake" Yankoviz	Kansas City, KS	2000 (charter member)
Elliot Kuklensky	Kansas City, KS	2001
Zach Lebold	Kansas City, KS	2001
Bob Blakey	Grandview, MO	2001
Robert Thomas	McPherson, KS	2001
Kiri Schmidt	Parkville, MO	2002
Jerry Cox	Kansas City, KS	2002
Steven Williams	Springfield, MO	2002



## League Champions:

Fall 2000 Super Bowl - Green Bay Packers (Mark Purnell)  
Fall 2001 Adult Super Bowl - Kansas City Chiefs (Lynn Schmidt)  
Fall 2001 Youth Super Bowl - Kansas City Tiger Cats (Jacob Yankoviz)  
Spring 2002 Adult Super Bowl - Saint Louis Rams (DaRon Grant)  
Spring 2002 Youth Super Bowl - Denver Broncos (Sky Kurlbaum)  
Spring 2003 Adult Super Bowl - Penn State Nittany Lions (Lloyd Dennis)  
Spring 2003 Youth Super Bowl - Green Bay Packers (Damon Bechtold)

## League Runner-Ups:

Fall 2000 Super Bowl - Jersey City Cougars (Will Purnell)  
Fall 2001 Adult Super Bowl - New Orleans Saints (DaRon Grant)  
Fall 2001 Youth Super Bowl - Denver Broncos (Sky Kurlbaum)  
Spring 2002 Adult Super Bowl - Green Bay Packers (Robert Thomas)  
Spring 2002 Youth Super Bowl - Green Bay Packers (Antwain Foster)  
Spring 2003 Adult Super Bowl - Green Bay Packers (Robert Thomas)  
Spring 2003 Youth Super Bowl - Minnesota Vikings (Sky Kurlbaum)

## League Division Titles:

Fall 2000 North Division - Cleveland Browns (Matt Miller)  
Fall 2000 South Division - Indianapolis Colts (Jacob Yankoviz)  
Fall 2001 North Division - Jersey City Cougars (Will Purnell)  
Fall 2001 South Division - Denver Broncos (Sky Kurlbaum)  
Spring 2002 North Division - Tampa Bay Buccaneers (Mark Purnell)  
Spring 2002 South Division - Denver Broncos (Sky Kurlbaum)  
Spring 2003 North Division - Penn State Nittany Lions (Lloyd Dennis)  
Spring 2003 South Division - Minnesota Vikings (Sky Kurlbaum)



Tournaments:

Spring 2001 North Tournament in Omaha NE

- 1st Place - New Orleans Saints (DaRon Grant)
- 2nd Place - Kansas City Chiefs (Lynn Schmidt)
- 3rd Place - Tampa Bay Buccaneers (Mark Purnell)

Spring 2001 South Tournament in Olathe KS

- Coach of the Day - Robert Thomas (Green Bay Packers)
- Quarterback Challenge - Mark Purnell (Tampa Bay Buccaneers)
- Sportsmanship - DaRon Grant (New Orleans Saints)

Spring 2002 Adult Points Tournament in Omaha NE

- 1st Place - Kansas City Chiefs (Lynn Schmidt)
- 2nd Place - Tennessee Titans (Elliot Kuklensky)
- 3rd Place - Philadelphia Eagles (Lloyd Dennis)

Spring 2002 Youth Points Tournament in Omaha NE

- 1st Place - Tennessee Titans (Caleb Thomas)
- 2nd Place - Kansas State Wildcats (Kiri Schmidt)
- 3rd Place - Dallas Cowboys (Jerry Cox)

Fall 2002 College Bowl Coalition Series Championships in Omaha NE

- Orange Bowl Champions - B Y U Cougars (Andy Ussery)
  - Runner-Up - Kansas Jayhawks (Sky Kurlbaum)
- Rose Bowl Champions - Army Cadets (Caleb Thomas)
  - Runner-Up - Kansas State Wildcats (Kiri Schmidt)
- Sugar Bowl Champions - Michigan State Spartans (Lynn Schmidt)
  - Runner-Up - Iowa Hawkeyes (Jerry Cox)
- Liberty Bowl Champions - San Angelo State Rams (Mark Purnell)
  - Runner-Up - Nebraska Cornhuskers Red (DaRon Grant)
- Hula Bowl Champions - Nebraska Cornhuskers White (Will Purnell)
  - Runner-Up - Nebraska Cornhuskers Red (DaRon Grant)

Spring 2003 Scramble Tournament in Parkville MO

- 1st Place - Miami Dolphins (Lloyd Dennis)
- 2nd Place - Green Bay Packers (Robert Thomas)
- 3rd Place - Kansas City Chiefs (Lynn Schmidt)
- 4th Place - Cincinnati Bengals (Damon Bechtold)
- 5th Place - Minnesota Vikings (Sky Kurlbaum)
- 6th Place - Michigan Wolverines (Mark Purnell)



IOWA - KANSAS - MISSOURI - NEBRASKA

LEAGUE COMMISSIONER:  
LYNN SCHMIDTCOACHES

MARK PURNELL

WILL PURNELL

DaRON GRANT

ANTWAIN FOSTER

LLOYD DENNIS

DAMON BECHTOLD

LYNN "WEIRD WOLF" SCHMIDT "

SKY KURLBAUM

ROBERT THOMAS

KIRI SCHMIDT

JERRY COX

TEAMS

HOUSTON TEXANS

JERSEY CITY COUGARS

NEW ORLEANS SAINTS &amp; SAINT LOUIS RAMS

ATLANTA FALCONS

PITTSBURGH STEELERS &amp; PENN STATE NITTANY LIONS

GREEN BAY PACKERS

KANSAS CITY CHIEFS

MINNESOTA VIKINGS

GREEN BAY PACKERS

KANSAS STATE WILDCATS

IOWA HAWKEYES

HOME STADIUM

OMAHA NE

OMAHA NE

OMAHA NE

OMAHA NE

LINCOLN NE

OMAHA NE

PARKVILLE MO

KANSAS CITY KS

McPHERSON KS

PARKVILLE MO

KANSAS CITY KS

ADULT SUPER BOWL &amp; LEAGUE CHAMPIONS -

YOUTH SUPER BOWL &amp; LEAGUE CHAMPIONS -

ADULT SUPER BOWL RUNNER-UP -

YOUTH SUPER BOWL RUNNER-UP -

NORTH DIVISION CHAMPIONS - PENN STATE NITTANY LIONS

SOUTH DIVISION CHAMPIONS - MINNESOTA VIKINGS OR GREEN BAY PACKERS

A of

4-12-03

GREAT PLAINS CONFERENCETEAMSREGULAR SEASONOVERALLSCORING & AVERAGESNORTH DIVISIONWON LOST TIED PCT%W L T PCT%PTFPTAPTGPAGMAR

NITTANY LIONS

4 1 0 .800

5 1 0 .833

132

57

22.0

9.5

+12.5

RAMS

3 1 0 .750

3 2 0 .600

74

77

14.8

15.4

+ 0.6

COUGARS

4 2 0 .667

4 2 0 .667

94

60

15.7

10.0

+ 5.7

TEXANS

3 2 0 .600

3 2 0 .600

92

91

18.4

18.2

+ 0.2

PACKERS

3 3 0 .500

4 3 0 .571

111

121

15.9

17.3

- 1.4

STEELERS

1 1 0 .500

1 1 0 .500

36

31

18.0

15.5

+ 2.5

FALCONS

0 4 0 .000

0 5 0 .000

44

83

8.8

16.6

- 7.8

SAINTS

0 5 0 .000

0 5 0 .000

42

94

8.4

18.8

-10.4

SOUTH DIVISIONWON LOST TIED PCT%W L T PCT%PTFPTAPTGPAGMAR

VIKINGS

4 1 0 .800

4 1 0 .800

69

60

13.8

12.0

+ 1.8

PACKERS

3 1 0 .750

3 1 0 .750

84

59

21.0

14.8

+ 6.2

CHIEFS

4 4 0 .500

4 4 0 .500

124

133

15.5

16.6

- 1.1

HAWKEYES

1 2 0 .333

1 2 0 .333

40

42

13.3

14.0

- 0.7

WILDCATS

0 3 0 .000

0 3 0 .000

42

56

14.0

18.7

- 4.7



## GREAT PLAINS ELECTRIC FOOTBALL LEAGUE ( GP-EFL )

SPRING 2003 SEASON

IOWA - KANSAS - MISSOURI - NEBRASKA

LEAGUE COMMISSIONER:  
LYNN SCHMIDTREGULAR SEASON GAMES  
NORTH DIVISION

JC	24	PS	22
HT	15	PL	14
HT	21	GP	7
PS	14	JC	7 OT
HT	28	NS	21
PL	35	GP	7
JC	14	NS	0
PL	21	NS	0
GP	13	AF	8
JC	28	HT	14
JC	14	AF	0
PL	20	SR	14 OT
GP	21	AF	14
SR	22	GP	21 OT
SR	21	AF	15
SR	10	JC	7 OT

REGULAR SEASON GAMES  
SOUTH DIVISION

MV	21	IH	19
KC	20	KW	14 OT
KC	13	MV	7 OT
IH	14	KC	7 OT
MV	17	GP-KS	14 OT
GP-KS	14	KC	7
MV	14	IH	7
GP-KS	28	KC	21
GP-KS	28	KW	14

REGULAR SEASON GAMES  
INTER - DIVISION

GP-NE	28	KW	14
KC	21	HT	14
PL	28	KC	14
KC	21	NS	14
MV	10	NS	7 OT

ADULT PLAYOFF GAME  
NORTH DIVISION

#1 PL 14    #2 SR 7

YOUTH PLAYOFF GAME  
NORTH DIVISION

#1 GP 14    #2 AF 7

ADULT REPRESENTATIVE  
SOUTH DIVISION

#1 GP

YOUTH REPRESENTATIVE  
SOUTH DIVISION

#1 MV

ADULT SUPER BOWL &  
LEAGUE CHAMPIONSHIP GAME

PL    VS    GP

YOUTH SUPER BOWL &  
LEAGUE CHAMPIONSHIP GAME

GP    VS    MV

GP-EFL SUPER BOWL &amp; LEAGUE CHAMPIONSHIP GAMES WERE PLAYED IN PARKVILLE MISSOURI ON 4-26-03



<u>North Coaches:</u>	<u>Home Town:</u>	<u>Joined the League</u>	<u>Coaching Records</u> <u>W - L - T</u>
Matt Miller	Ankeny, IA	2000 (charter member)	4 - 1 - 0
Kevin Fanger	Ankeny, IA	2000 (charter member)	1 - 0 - 0
Mark Purnell	Omaha, NE	2000 (charter member)	18 - 18 - 0
Will Purnell Jr.	Omaha, NE	2000 (charter member)	21 - 11 - 0
DaRon Grant	Omaha, NE	2001	16 - 17 - 0
David Carter	Omaha, NE	2001	4 - 7 - 0
Alfonso Macedo	Omaha, NE	2001	0 - 6 - 0
Antwain Foster	Omaha, NE	2001	11 - 5 - 0
David Bush	Omaha, NE	2001	1 - 2 - 0
Randy Gunter	Omaha, NE	2001	0 - 1 - 0
Will Purnell Sr.	Omaha, NE	2001	0 - 1 - 0
Rusty Gunter	Omaha, NE	2001	0 - 1 - 0
Caleb Thomas	Omaha, NE	2002	2 - 5 - 1

<u>South Coaches:</u>	<u>Home Town:</u>	<u>Joined the League</u>	<u>Coaching Records</u> <u>W - L - T</u>
Lynn Schmidt	Olathe, KS	2000 (charter member)	16 - 15 - 1
Sky Kurlbaum Jr.	Kansas City, KS	2000 (charter member)	15 - 5 - 0
Sky Kurlbaum Sr.	Kansas City, KS	2000 (charter member)	0 - 3 - 0
Jacob Yankoviz	Kansas City, KS	2000 (charter member)	12 - 2 - 0
Elliot Kuklensky	Kansas City, KS	2001	4 - 9 - 1
Zach Lebold	Kansas City, KS	2001	1 - 4 - 0
Bob Blakey	Grandview, MO	2001	0 - 4 - 0
Robert Thomas	McPherson, KS	2001	4 - 4 - 0
Kiri Schmidt	Olathe, KS	2002	1 - 2 - 1
Jerry Cox	Kansas City, KS	2002	1 - 7 - 0
Steven Williams	Springfield, MO	2002	2 - 2 - 0

Note: Coaching records include GP-EFL, EFL-OMA, CEFL-OMA, FC-EFL, League, Non-League, Tournament games and All-Star games since 9-16-00 as of 5-11-02.



GREAT PLAINS

ELECTRIC FOOTBALL LEAGUE

IOWA - KANSAS - MISSOURI - NEBRASKA

LEAGUE SUMMARY



IOWA - KANSAS - MISSOURI - NEBRASKA

LEAGUE COMMISSIONER:  
LYNN SCHMIDTCOACHES

MARK PURNELL  
DaRON GRANT  
ANTWAIN FOSTER  
CALEB THOMAS  
MATT MILLER  
LYNN " WEIRD WOLF " SCHMIDT  
SKY KURLBAUM  
ELLIOT KUKLENSKY  
ROBERT THOMAS  
KIRI SCHMIDT  
JERRY COX  
STEVE WILLIAMS

TEAMS

TAMPA BAY BUCCANEERS  
SAINT LOUIS RAMS  
GREEN BAY PACKERS  
TENNESSEE TITANS  
CLEVELAND BROWNS  
KANSAS CITY CHIEFS  
DENVER BRONCOS  
TENNESSEE TITANS  
GREEN BAY PACKERS  
KANSAS STATE WILDCATS  
DALLAS COWBOYS  
WASHINGTON REDSKINS

HOME STADIUM

OMAHA NEBRASKA  
OMAHA NEBRASKA  
OMAHA NEBRASKA  
OMAHA NEBRASKA  
ANKENY IOWA  
OLATHE KANSAS  
KANSAS CITY KANSAS  
KANSAS CITY KANSAS  
McPHERSON KANSAS  
OLATHE KANSAS  
KANSAS CITY KANSAS  
SPRINGFIELD MISSOURI

ADULT SUPER BOWL &amp; LEAGUE CHAMPIONS - SAINT LOUIS RAMS

YOUTH SUPER BOWL &amp; LEAGUE CHAMPIONS - DENVER BRONCOS

ADULT SUPER BOWL RUNNER-UP - GREEN BAY PACKERS

YOUTH SUPER BOWL RUNNER-UP - GREEN BAY PACKERS

NORTH DIVISION CHAMPIONS - TAMPA BAY BUCCANEERS

SOUTH DIVISION CHAMPIONS - DENVER BRONCOS

GREAT PLAINS CONFERENCETEAMSREGULAR SEASONOVERALLSCORING & AVERAGESNORTH DIVISIONWON LOST TIED PCT%W L T PCT%

PTF	PTA	PTG	PAG	MAR
92	73	18.4	14.6	+ 3.8
73	91	10.4	13.0	- 2.6
98	53	16.3	8.8	+ 7.5
31	66	6.2	13.2	- 7.0
14	17	14.0	17.0	- 3.0

BUCCANEERS

3 1 0 .750

3 2 0 .600

PACKERS

3 2 0 .600

4 3 0 .571

RAMS

2 2 0 .500

4 2 0 .667

TITANS

1 3 0 .250

1 4 0 .200

BROWNS

0 1 0 .000

0 1 0 .000

SOUTH DIVISIONWON LOST TIED PCT%W L T PCT%

PTF	PTA	PTG	PAG	MAR
157	111	22.4	15.9	+ 6.5
110	96	22.0	19.2	+ 2.8
118	103	23.6	20.6	+ 3.0
99	70	24.8	17.5	+ 7.3
69	78	13.8	15.6	- 1.8
7	20	7.0	20.0	- 13.0
13	103	2.6	20.6	- 18.0

BRONCOS

4 1 0 .800

6 1 0 .857

PACKERS

3 1 0 .750

3 2 0 .600

CHIEFS

3 2 0 .600

3 2 0 .600

REDSKINS

2 2 0 .500

2 2 0 .500

TITANS

2 2 0 .500

2 3 0 .400

WILDCATS

0 1 0 .000

0 1 0 .000

COWBOYS

0 5 0 .000

0 5 0 .000



## GREAT PLAINS ELECTRIC FOOTBALL LEAGUE ( GP-EFL )

SPRING 2002 SEASON

IOWA - KANSAS - MISSOURI - NEBRASKA

LEAGUE COMMISSIONER:  
LYNN SCHMIDTREGULAR SEASON GAMES  
NORTH DIVISION

TB	17	CB	14 OT
SR	21	GP	0
TB	28	GP	14
SR	14	TT	0
GP	14	TT	0
GP	7	SR	0
GP	7	TT	0
TT	17	TB	14 OT
TB	20	SR	14 OT

REGULAR SEASON GAMES  
SOUTH DIVISION

TT	20	KW	7
DB	24	DC	0
KC	21	DB	14
GP	30	DC	6
DB	27	GP	21
WR	24	KC	21 2 OT
DB	21	WR	20
TT	14	DC	0
WR	28	TT	0

REGULAR SEASON GAMES  
SOUTH DIVISION

KC	20	DC	7
KC	28	WR	27
GP	31	KC	28
GP	15	DC	0
DB	28	TT	21

ADULT PLAYOFF GAME  
NORTH DIVISION

# 2 SR 14      # 1 TB 13

ADULT REPRESENTATIVE  
SOUTH DIVISION

# 1 GP

ADULT SUPER BOWL &  
LEAGUE CHAMPIONSHIP GAME

RAMS 35      PACKERS 13

YOUTH PLAYOFF GAME  
NORTH DIVISION

# 1 GP 17      # 2 TT 14 OT

YOUTH PLAYOFF GAME  
SOUTH DIVISION

# 1 DB 15      # 2 TT 14

YOUTH SUPER BOWL &  
LEAGUE CHAMPIONSHIP GAME

BRONCOS 28      PACKERS 14

2002 GP-EFL ADULT POINTS TOURNAMENT

<u>PLACE</u>	<u>TEAM</u>	<u>COACH</u>	<u>W - L - T</u>	<u>POINTS</u>
1ST	KANSAS CITY CHIEFS	LYNN SCHMIDT	2 - 0 - 1	600
2ND	TENNESSEE TITANS	ELLIOT KUKLENSKY	1 - 1 - 1	368
3RD	PHILADELPHIA EAGLES	LLOYD DENNIS	1 - 2 - 0	269

2002 GP-EFL YOUTH POINTS TOURNAMENT

<u>PLACE</u>	<u>TEAM</u>	<u>COACH</u>	<u>W - L - T</u>	<u>POINTS</u>
1ST	TENNESSEE TITANS	CALEB THOMAS	1 - 1 - 1	333
2ND	KANSAS STATE WILDCATS	KIRI SCHMIDT	1 - 1 - 1	303
3RD	DALLAS COWBOYS	JERRY COX	1 - 2 - 0	272

GP-EFL SUPER BOWL & LEAGUE CHAMPIONSHIP GAMES AND GP-EFL POINTS TOURNAMENT GAMES  
WERE PLAYED AT FREEDOM CHURCH IN OMAHA NEBRASKA ON 5-11-02



DES MOINES  
IOWAKANSAS CITY  
KANSAS - MISSOURIOMAHA  
NEBRASKALEAGUE COMMISSIONER:  
LYNN SCHMIDTCOACHES

MARK PURNELL  
WILL PURNELL  
DaRON GRANT  
DAVID CARTER  
ANTWAIN FOSTER  
RUSTY GUNTER  
LYNN " WEIRD WOLF " SCHMIDT  
SKY KURLBAUM  
JACOB " JAKE " YANKOVIZ  
ELLIOT KUKLENSKY  
ZACH LeBOLD  
BOB BLAKEY  
ROBERT THOMAS

TEAMS

TAMPA BAY BUCCANEERS  
JERSEY CITY COUGARS  
NEW ORLEANS SAINTS  
PITTSBURGH STEELERS  
MINNESOTA VIKINGS  
SAN FRANCISCO 49ERS  
KANSAS CITY CHIEFS  
DENVER BRONCOS  
KANSAS CITY TIGER CATS  
TENNESSEE TITANS  
NEW YORK JETS  
SPRINGFIELD CARDINALS  
GREEN BAY PACKERS

HOME STADIUM

OMAHA NEBRASKA  
OMAHA NEBRASKA  
OMAHA NEBRASKA  
OMAHA NEBRASKA  
OMAHA NEBRASKA  
OMAHA NEBRASKA  
OLATHE KANSAS  
KANSAS CITY KANSAS  
KANSAS CITY KANSAS  
KANSAS CITY KANSAS  
KANSAS CITY KANSAS  
GRANDVIEW MISSOURI  
McPHERSON KANSAS

ADULT SUPER BOWL &amp; LEAGUE CHAMPIONS - KANSAS CITY CHIEFS

YOUTH SUPER BOWL &amp; LEAGUE CHAMPIONS - KANSAS CITY TIGER CATS

ADULT SUPER BOWL RUNNER-UP - NEW ORLEANS SAINTS

YOUTH SUPER BOWL RUNNER-UP - DENVER BRONCOS

NORTHERN DIVISION CHAMPIONS - JERSEY CITY COUGARS

SOUTHERN DIVISION CHAMPIONS - DENVER BRONCOS

GREAT PLAINS CONFERENCETEAM RECORDSSCORING & AVERAGESNORTHERN DIVISION WON LOST TIED PCT%

JERSEY CITY 4 0 0 1.000  
MINNESOTA 3 2 0 .600  
TAMPA BAY 2 2 0 .500  
PITTSBURGH 2 2 0 .500  
SAN FRANCISCO 0 1 0 .000  
NEW ORLEANS 0 4 0 .000

OVERALL PCT%

4 0 0 1.000  
3 2 0 .600  
2 2 0 .500  
2 2 0 .500  
0 1 0 .000  
0 5 0 .000

PTF

101  
72  
66  
29  
6  
34

PTA

28  
78  
59  
66  
7  
84

PTG

25.3  
14.4  
16.5  
7.3  
6.0  
6.8

PAG

7.0  
15.6  
14.8  
16.5  
7.0  
16.8

MAR

+18.3  
- 1.2  
+ 1.7  
- 9.2  
- 1.0  
-10.0

SOUTHERN DIVISION WON LOST TIED PCT%

DENVER 6 0 0 1.000  
KANSAS CITY T CATS 5 1 0 .833  
KANSAS CITY CHIEFS 4 4 0 .500  
NEW YORK 1 3 0 .250  
TENNESSEE 1 4 0 .200  
GREEN BAY 0 1 0 .000  
SPRINGFIELD 0 4 0 .000

OVERALL PCT%

7 1 0 .875  
7 1 0 .875  
5 4 0 .556  
1 4 0 .200  
1 5 0 .167  
0 1 0 .000  
0 4 0 .000

PTF

67  
133  
122  
52  
46  
14  
27

PTA

67  
63  
95  
79  
70  
21  
52

PTG

8.4  
16.6  
13.6  
10.4  
7.7  
14.0  
6.8

PAG

8.4  
7.9  
10.6  
15.8  
11.7  
21.0  
13.0

MAR

0.0  
+ 8.7  
+ 3.0  
- 5.4  
- 4.0  
- 7.0  
- 6.2

GP-EFL SUPER BOWL &amp; LEAGUE CHAMPIONSHIP GAMES ---- PLAYED IN OLATHE KANSAS

ADULT SUPER BOWL

GAME DATE 10-27-01

TEAM

KANSAS CITY 14  
NEW ORLEANS 0

SCOREYOUTH SUPER BOWL

GAME DATE 10-27-01

TEAM

KANSAS CITY 20  
DENVER 0

SCORE



## GREAT PLAINS ELECTRIC FOOTBALL LEAGUE ( GP-EFL )

FALL 2001 SEASON

DES MOINES  
IOWAKANSAS CITY  
KANSAS - MISSOURIOMAHA  
NEBRASKALEAGUE COMMISSIONER:  
LYNN SCHMIDTREGULAR SEASON GAMES  
NORTHERN DIVISION

MV	21	NS	19
MV	13	TB	10
JC	20	NS	0
TB	14	NS	7
MV	24	PS	0
JC	28	MV	0
PS	7	SF	6
JC	28	PS	7
JC	25	TB	21
PS	15	NS	8
TB	21	MV	14

REGULAR SEASON GAMES  
SOUTHERN DIVISION

KT	14	TT	13
DB	10	KC	7 OT
DB	8	KT	7
KT	20	KC	14 OT
DB	14	NJ	8
DB	7	TT	6
KC	21	TT	0
KT	22	NJ	0
DB	7	SC	6
KT	14	TT	7
NJ	16	KC	7
DB	14	KC	7
TT	14	NJ	7
KT	14	SC	0
KC	24	SC	21 OT
KC	21	GP	14 OT
KC	7	SC	0

ADULT REPRESENTATIVE  
NORTHERN DIVISION

NS

ADULT REPRESENTATIVE  
SOUTHERN DIVISION

KC

ADULT SUPER BOWL &  
LEAGUE CHAMPIONSHIP GAME

KC 14 NS 0

YOUTH PLAYOFF GAMES  
SOUTHERN DIVISION

#1 DB 7 #4 TT 6

#2 KT 22 #3 NJ 21 OT

YOUTH SUPER BOWL &  
LEAGUE CHAMPIONSHIP GAME

KT 20 DB 0



A DIVISION OF THE GREAT PLAINS ELECTRIC FOOTBALL LEAGUE (GP-EFL)

LEAGUE COMMISSIONER: MARK PURNELL LEAGUE REFEREE: DaRON GRANT

COACHESTEAMS

WILL PURNELL JR. ----- NEBRASKA CORNHUSKERS  
 DaRON GRANT ----- GRANT STATE UNIVERSITY RAMS  
 WILL PURNELL SR. ----- SHAW UNIVERSITY BEARS  
 MARK PURNELL ----- TEXAS A&I JAVELINA HOGS, ARMY CADETS,  
 IOWA HAWKEYES, KANSAS STATE WILDCATS,  
 KANSAS JAYHAWKS & FLORIDA GATORS

TEAMSTEAM RECORDSSCORING & AVERAGESUNIVERSITY NORTH

	WON	LOST	TIED	PCT%	PTF	PTA	PTG	PAG	MAR
IOWA	1	0	0	1.000	13	0	13.0	0.0	+13.0
NEBRASKA	5	3	0	.625	70	68	8.8	8.5	+ 0.3
GRANT STATE	0	1	0	.000	7	13	7.0	13.0	- 6.0
ARMY	0	1	0	.000	6	7	6.0	7.0	- 1.0

UNIVERSITY SOUTH

	WON	LOST	TIED	PCT%	PTF	PTA	PTG	PAG	MAR
TEXAS A&I	1	0	0	1.000	7	6	7.0	6.0	+ 1.0
SHAW	0	1	0	.000	14	17	14.0	17.0	- 3.0
KANSAS STATE	0	1	0	.000	14	21	14.0	21.0	- 7.0
KANSAS	0	1	0	.000	0	3	0.0	3.0	- 3.0

DATENEBRASKA'S REGULAR SEASON SCHEDULE

07-07-01	TEXAS A&I	7	NEBRASKA	6
07-21-01	NEBRASKA	17	SHAW	14
11-10-01	NEBRASKA	7	ARMY	6
11-24-01	IOWA	13	NEBRASKA	0
12-03-01	NEBRASKA	21	K - STATE	14
12-22-01	NEBRASKA	13	GRANT STATE	7
12-30-01	NEBRASKA	3	KANSAS	0 (OT)

DATEROSE BOWL NATIONAL CHAMPIONSHIP GAME

12-30-01	FLORIDA	7	NEBRASKA	3
----------	---------	---	----------	---



## A DIVISION OF THE GREAT PLAINS ELECTRIC FOOTBALL LEAGUE (GP-EFL)

LEAGUE COMMISSIONER: MARK PURNELL

LEAGUE REFEREE: WILL PURNELL

COACHES

DAVID CARTER  
DaRON GRANT  
ALPHONSO MACEDO  
MARK PURNELL

TEAMS

PITTSBURGH STEELERS  
NEW ORLEANS SAINTS  
OAKLAND RAIDERS  
TAMPA BAY BUCCANEERS

SUPER BOWL & LEAGUE CHAMPIONS

TAMPA BAY BUCCANEERS

REGULAR SEASON DIVISION CHAMPIONS

NEW ORLEANS SAINTS

LEAGUE STANDINGSTEAM RECORDSSCORING & AVERAGES

<u>APOSTLES DIVISION</u>	<u>WON</u>	<u>LOST</u>	<u>TIED</u>	<u>PCT%</u>	<u>OVERALL</u>	<u>PCT%</u>	<u>PTF</u>	<u>PTA</u>	<u>PTG</u>	<u>PAG</u>	<u>MAR</u>		
NEW ORLEANS	7	1	0	.875	9	4	0	.692	171	132	13.2	10.2	+ 3.0
PITTSBURGH	2	3	0	.400	2	4	0	.333	28	77	4.7	12.8	- 8.1
TAMPA BAY	1	2	0	.333	3	2	0	.600	83	49	16.6	9.8	+ 6.8
OAKLAND	0	4	0	.000	0	6	0	.000	28	76	4.7	12.7	- 8.0

NON - LEAGUE TEAMSCOACHESWON LOST TIED PCT%PTFPTAPTGPAGMAR

JERSEY CITY COUGARS	WILL PURNELL	3	0	0	1000	66	42	22.0	14.0	+ 8.0
KANSAS CITY CHIEFS	LYNN SCHMIDT	1	2	0	.333	48	48	16.0	16.0	0.0

REGULAR SEASON GAMESNON - LEAGUE GAMESPLAYOFF GAMES

3-10-01  
NS 14 PS 0  
  
TB 14 OR 7 OT

NS 7 PS 0

3-11-01  
PS 14 NS 7 OT

3-12-01  
NS 14 OR 7

3-22-01  
NS 07 OR 0

3-24-01  
NS 21 TB 14

3-25-01  
NS 14 PS 0

PS 14 OR 7

4-07-01  
NS 14 TB 13

3-3-01  
FC-EFL KICKOFF CLASSIC  
JERSEY CITY 35  
NEW ORLEANS 21

4-21-01  
FC / GP EF CHALLENGE 1  
NEW ORLEANS 24 OT  
KANSAS CITY 21

4-21-01  
FC / GP EF CHALLENGE 2  
KANSAS CITY 13 OT  
OAKLAND 7

4-22-01  
JERSEY CITY 17  
KANSAS CITY 14

4-28-01  
JERSEY CITY 14  
NEW ORLEANS 7

4-17-01  
# 3 TAMPA BAY 28  
# 2 PITTSBURGH 0

4-25-01  
# 1 NEW ORLEANS 14  
# 4 OAKLAND 0

SUPER BOWL CHAMPIONSHIP GAME

5-3-01  
# 3 TAMPA BAY 14  
# 1 NEW ORLEANS 7



## GREAT PLAINS ELECTRIC FOOTBALL LEAGUE (GP-EFL)

FALL 2000 SEASON

DES MOINES  
IOWAKANSAS CITY  
KANSAS - MISSOURIOMAHA  
NEBRASKALEAGUE COMMISSIONER:  
LYNN SCHMIDTCOACHES

MATT MILLER  
KEVIN FANGER  
MARK PURNELL  
WILL PURNELL  
LYNN " WEIRD WOLF " SCHMIDT  
SKY KURLBAUM JR.  
SKY KURLBAUM SR.  
JACOB " JAKE " YANKOVIZ

TEAMS

CLEVELAND BROWNS  
SAN DIEGO CHARGERS  
GREEN BAY PACKERS  
JERSEY CITY COUGARS  
KANSAS CITY CHIEFS  
DENVER BRONCOS  
ST. LOUIS RAMS  
INDIANAPOLIS COLTS

HOME STADIUM

ANKENY IOWA  
ANKENY IOWA  
OMAHA NEBRASKA  
OMAHA NEBRASKA  
KANSAS CITY KANSAS  
KANSAS CITY KANSAS  
KANSAS CITY KANSAS  
KANSAS CITY KANSAS

SUPER BOWL &amp; LEAGUE CHAMPIONS - GREEN BAY PACKERS

SUPER BOWL RUNNER-UP - JERSEY CITY COUGARS

NORTHERN DIVISION CHAMPIONS - CLEVELAND BROWNS

SOUTHERN DIVISION CHAMPIONS - INDIANAPOLIS COLTS

GREAT PLAINS CONFERENCETEAM RECORDSSCORING & AVERAGESNORTHERN DIVISION

	WON	LOST	PCT%	OVERALL	PCT%	PTF	PTA	PTG	PAG	MAR
CLEVELAND	4	0	1000	4 0	1000	91	38	22.8	9.5	+13.3
SAN DIEGO	1	0	1000	1 0	1000	7	0	7.0	0.0	+ 7.0
JERSEY CITY	2	3	.400	4 4	.500	72	100	9.0	12.5	- 3.5
GREEN BAY	1	4	.200	4 4	.500	115	100	14.4	12.5	+ 1.9

SOUTHERN DIVISION

	WON	LOST	PCT%	OVERALL	PCT%	PTF	PTA	PTG	PAG	MAR
INDIANAPOLIS	4	0	1000	4 1	.800	90	49	18.0	9.8	+ 8.2
DENVER	2	2	.500	2 3	.400	40	52	8.0	10.4	- 2.4
KANSAS CITY	1	4	.200	1 5	.167	42	91	7.0	15.2	- 8.2
ST. LOUIS	0	2	.000	0 3	.000	14	41	4.7	13.7	- 9.0

REGULAR SEASON GAMESPLAYED IN ANKENY IA

09-16-00

DB	14	GP	7
SC	7	KC	0 OT
CB	21	JC	17
GP	14	KC	7
CB	14	DB	0
JC	3	SR	0

REGULAR SEASON GAMEPLAYED IN OMAHA NE

09-23-00

JC	14	GP	10
----	----	----	----

REGULAR SEASON GAMESPLAYED IN KANSAS CITY KS

10-14-00

CB	28	GP	21 OT
KC	21	JC	7
IC	10	DB	7 OT
DB	10	JC	7
IC	28	SR	7
CB	28	KC	0
IC	21	GP	14

10-21-00

IC	21	KC	7
----	----	----	---

WILDCARD GAMESPLAYED IN OMAHA NE

11-04-00

#3 JC	10	#6 SR	7
#4 GP	14	#5 KC	7

PLAYOFF GAMESPLAYED IN OMAHA NE

11-04-00

#3 JC	14	#1 IC	10
#4 GP	14	#2 DB	9

1ST EVER GP-EFL SUPER BOWL &amp; LEAGUE CHAMPIONSHIP GAME ----- PLAYED IN OMAHA NEBRASKA

GAME DATE	TEAM	SCORE	VS	TEAM	SCORE
11-04-00	#4 GREEN BAY	21		#3 JERSEY CITY	0



**Great Plains Electric Football League**  
**South Division Game Records**  
**Fall 2001 Season**

**Saint Louis Rams - Edgar Wade**

<u>Date</u>	<u>Opponent</u>	<u>Location</u>	<u>R</u>	<u>PF</u>	<u>PA</u>	<u>Comments</u>
-------------	-----------------	-----------------	----------	-----------	-----------	-----------------

**Tennessee Titans - Elliot Kuklensky**

**1 5 0**

<u>Date</u>	<u>Opponent</u>	<u>Location</u>	<u>R</u>	<u>PF</u>	<u>PA</u>	<u>Comments</u>
August 7	Tiger Cats	Kansas City	L	13	14	
August 27	Broncos	Kansas City	L	6	7	Missed game winning pass with secs to go
August 28	Chiefs	Kansas City	L	0	21	
September 4	Tiger Cats	Kansas City	L	7	14	
September 18	Jets	Kansas City	W	14	7	Win saving tackle on last play of the game
October 8	Broncos	Kansas City	L	6	7	Playoff game

**NY Jets - Zach LeBold**

**1 4 0**

<u>Date</u>	<u>Opponent</u>	<u>Location</u>	<u>R</u>	<u>PF</u>	<u>PA</u>	<u>Comments</u>
August 21	Broncos	Kansas City	L	8	14	
August 28	Tiger Cats	Kansas City	L	0	22	
September 4	Chiefs	Kansas City	W	16	7	
September 18	Titans	Kansas City	L	7	14	
October 8	Tiger Cats	Kansas City	L	20	21	Playoff game

**Springfield Cardinals - Bob Blakey**

**0 4 0**

<u>Date</u>	<u>Opponent</u>	<u>Location</u>	<u>R</u>	<u>PF</u>	<u>PA</u>	<u>Comments</u>
September 4	Broncos	Kansas City	L	6	7	Missed a 2 point conversion for the loss
September 18	Tiger Cats	Kansas City	L	0	14	
	Chiefs	Kansas City	L	21	24	
October 23	Chiefs	Kansas City	L	0	7	Another close game



**Great Plains Electric Football League**  
**North Division Game Records**  
**Fall 2001 Season**

**Tampa Bay - Mark Purnell**

**2    2    0**

<u>Date</u>	<u>Opponent</u>	<u>Location</u>	<u>R</u>	<u>PF</u>	<u>PA</u>	<u>Comments</u>
September 1	Vikings	Omaha	L	10	13	
September 1	Saints	Omaha	W	14	7	
October 6	Cougars	Omaha	L	21	25	One stalled drive made the difference
October 13	Vikings	Omaha	W	21	14	

**Jersey City Cougars - Will Purnell**

**4    0    0**

<u>Date</u>	<u>Opponent</u>	<u>Location</u>	<u>R</u>	<u>PF</u>	<u>PA</u>	<u>Comments</u>
September 1	Saints	Omaha	W	20	0	
September 1	Vikings	Omaha	W	28	0	
September 22	Steelers	Omaha	W	28	7	Experience was the winner in this game
October 6	Bucs	Omaha	W	25	21	1st qtr sack put away the Bucs



**Great Plains Electric Football League**  
**North Division Game Records**  
**Fall 2001 Season**

**New Orlean Saints - DaRon Grant**

**0    4    0**

<u>Date</u>	<u>Opponent</u>	<u>Location</u>	<u>R</u>	<u>PF</u>	<u>PA</u>	<u>Comments</u>
August 25	Vikings	Omaha	L	19	21	Late game tackle stopped go ahead TD
September 1	Cougars	Omaha	L	0	20	
September 1	Bucs	Omaha	L	7	14	Late interception killed score tying drive
October 8	Steelers	Omaha	L	8	15	

**Minnesota Vikings-Antwain Foster**

**3    2    0**

<u>Date</u>	<u>Opponent</u>	<u>Location</u>	<u>R</u>	<u>PF</u>	<u>PA</u>	<u>Comments</u>
August 25	Saints	Omaha	W	21	19	Relentless run attack
September 1	Bucs	Omaha	W	13	10	Ran back interception for go ahead score
September 1	Steelers	Omaha	W	24	0	
September 1	Cougars	Omaha	L	0	28	
September 13	Bucs	Omaha	L	14	21	Interception stopped a tying scoring drive

**Pittsburgh Steelers - David Carter**

**2    2    0**

<u>Date</u>	<u>Opponent</u>	<u>Location</u>	<u>R</u>	<u>PF</u>	<u>PA</u>	<u>Comments</u>
September 1	Vikings	Omaha	L	0	24	
September 22	49ers	Omaha	W	7	6	
September 22	Cougars	Omaha	L	7	28	Great passing; unfriendly Red Zone
October 8	Saints	Omaha	W	15	8	Two key pass receptions lead to this win

**San Francisco 49ers - Rusty Gunther**

**0    1    0**

<u>Date</u>	<u>Opponent</u>	<u>Location</u>	<u>R</u>	<u>PF</u>	<u>PA</u>	<u>Comments</u>
September 22	Steelers	Omaha	L	6	7	Missed 2-pt attempt made the difference



**Great Plains Electric Football League**  
**South Division Game Records**  
**Fall 2001 Season**

**Denver Broncos - Sky Kurlbaum**

**7    0    0**

<u>Date</u>	<u>Opponent</u>	<u>Location</u>	<u>R</u>	<u>PF</u>	<u>PA</u>	<u>Comments</u>
August 7	Chiefs	Kansas City	W	10	7	OT game
August 14	Tiger Cats	Kansas City	W	8	7	
August 21	Jets	Kansas City	W	14	8	Last 15 secs KO return for TD to win
August 27	Titans	Kansas City	W	7	6	
September 4	Bob	Kansas City	W	7	6	
September 18	Chiefs	Kansas City	W	14	7	
October 8	Titans	Kansas City	W	7	6	Playoff game

**Green Bay Packers - Robert Thomas**

**0    1    0**

<u>Date</u>	<u>Opponent</u>	<u>Location</u>	<u>R</u>	<u>PF</u>	<u>PA</u>	<u>Comments</u>
	Chiefs	McPherson	L	14	21	OT loss

**Kansas City Chiefs - Lynn Schmidt**

**4    4    0**

<u>Date</u>	<u>Opponent</u>	<u>Location</u>	<u>R</u>	<u>PF</u>	<u>PA</u>	<u>Comments</u>
August 7	Broncos	Kansas City	L	7	10	OT game
August 21	Tiger Cats	Kansas City	L	14	20	Missed 11 yd TD pass in OT
August 28	Titans	Kansas City	W	21	0	
September 4	Jets	Kansas City	L	7	16	
September 18	Broncos	Kansas City	L	7	14	Late interception stopped drive
	Cardinals	Kansas City	W	24	21	
	Packers	McPherson	W	21	14	
October 23	Cardinals	Kansas City	W	7	0	

**Tiger Cats - Jacob Yankoviz**


**6    1    0**

<u>Date</u>	<u>Opponent</u>	<u>Location</u>	<u>R</u>	<u>PF</u>	<u>PA</u>	<u>Comments</u>
August 7	Titans	Kansas City	W	14	13	
August 14	Broncos	Kansas City	L	7	8	
August 21	Chiefs	Kansas City	W	20	14	OT win
August 28	Jets	Kansas City	W	22	0	
September 4	Titans	Kansas City	W	14	7	
September 18	Cardinals	Kansas City	W	14	7	
October 8	Jets	Kansas City	W	21	20	Playoff game



# FREEDOM CHURCH ELECTRIC FOOTBALL LEAGUE Spring 2001 Season Results

## Apostles Division



Coach Mark Purnell



Coach DaRon Grant



Coach Alphonso Macedo



Coach David Carter



A DIVISION OF THE GREAT PLAINS ELECTRIC FOOTBALL LEAGUE (GP - EFL)

LEAGUE COMMISSIONER: MARK PURNELL

LEAGUE REFEREE: WILL PURNELL

COACHES

DAVID CARTER  
DaRON GRANT  
ALPHONSO MACEDO  
MARK PURNELL

TEAMS

PITTSBURGH STEELERS  
NEW ORLEANS SAINTS  
OAKLAND RAIDERS  
TAMPA BAY BUCCANEERS

SUPER BOWL & LEAGUE CHAMPIONS

TAMPA BAY BUCCANEERS

REGULAR SEASON DIVISION CHAMPIONS

NEW ORLEANS SAINTS

LEAGUE STANDINGSTEAM RECORDSSCORING & AVERAGES

<u>APOSTLES DIVISION</u>	<u>WON</u>	<u>LOST</u>	<u>TIED</u>	<u>PCT%</u>	<u>OVERALL</u>	<u>PCT%</u>	<u>PTF</u>	<u>PTG</u>	<u>VS</u>	<u>PTA</u>	<u>PTG</u>	
NEW ORLEANS	7	1	0	.875	9	4	0	.692	171	13.2	132	10.2
PITTSBURGH	2	3	0	.400	2	4	0	.333	28	4.7	77	12.8
TAMPA BAY	1	2	0	.333	3	2	0	.600	83	16.6	49	9.8
OAKLAND	0	4	0	.000	0	6	0	.000	28	4.7	76	12.7

NON - LEAGUE TEAMSCOACHESWON LOST TIED PCT%PTFPTGVSPTAPTG

JERSEY CITY COUGARS	WILL PURNELL	3	0	0	1000	66	22.0	42	14.0
KANSAS CITY CHIEFS	LYNN SCHMIDT	1	2	0	.333	48	16.0	48	16.0

REGULAR SEASON GAMESNON - LEAGUE GAMESPLAYOFF GAMES

3-10-01  
NS 14 PS 00  
  
TB 14 OR 07 OT  
  
NS 07 PS 00  
  
3-11-01  
PS 14 NS 07 OT  
  
3-12-01  
NS 14 OR 07  
  
3-22-01  
NS 07 OR 00  
  
3-24-01  
NS 21 TB 14  
  
3-25-01  
NS 14 PS 00  
  
PS 14 OR 07  
  
4-07-01  
NS 14 TB 13

3-3-01  
FC - EFL KICKOFF CLASSIC  
JERSEY CITY 35  
NEW ORLEANS 21  
  
4-21-01  
FC / GP EF CHALLENGE 1  
NEW ORLEANS 24 OT  
KANSAS CITY 21  
  
4-21-01  
FC / GP EF CHALLENGE 2  
KANSAS CITY 13 OT  
OAKLAND 07  
  
4-22-01  
JERSEY CITY 17  
KANSAS CITY 14  
  
4-28-01  
JERSEY CITY 14  
NEW ORLEANS 07

4-17-01  
# 3 TAMPA BAY 28  
# 2 PITTSBURGH 00  
  
4-25-01  
# 1 NEW ORLEANS 14  
# 4 OAKLAND 00  
  
SUPER BOWL CHAMPIONSHIP GAME  
  
5-3-01  
# 3 TAMPA BAY 14  
# 1 NEW ORLEANS 07



FOR MARK: PLACE ON THE MIGGLE WEB SITE

Topic: Freedom Church EFL Omaha, NE 1st season

Posted by: Will Purnell

Freedom Church EFL Omaha, NE 1st season

League Commissioner: Mark Purnell League Referee: Will Purnell

After ten very intense weeks, the Spring 2001 Season of the FC - EFL has now come and gone.

The youth Disciples Division Championship Game was won by the undefeated Washington Redskins (Antwain) over the Denver Broncos (David) by a score of 14 - 0.

Washington Redskins (Antwain Foster) - A young coach with a good rushing and good passing game.

Denver Broncos (David "Woo" Bush) - A very enthusiastic young coach with a balanced offense.

Buffalo Bills (Randy Gunter) - A very observant young coach and a quick learner of offense & defense.

The adult Apostles Division regular season was won by the New Orleans Saints (DaRon) by posting a 7 - 1 record in regular season league games. The adult Apostles Division Super Bowl & League Championship Game was won by the \_\_\_\_\_ over the \_\_\_\_\_ by a score of \_\_\_\_\_

New Orleans Saints (DaRon Grant) - Has a relentless and devastating rushing and option game.

Pittsburgh Steelers (David Carter) - Understands all phases of the game and strategies of the game.

Tampa Bay Buccaneers (Mark Purnell) - Big play passing, finesse running, slow start but strong finish.

Oakland Raiders (Alphonso Macedo) - Runs and passes the ball and always involved in close games.

DaRon, David and Alphonso have proven to be competitive EF coaches in a very short period of time and if interested, they will be invited by Mark and Will to continue to play in Omaha and travel to Des Moines and Kansas City for the Great Plains EFL fall season.

Two GP-EFL teams that were involved in non - league games against FC-EFL teams this season were the Jersey City Cougars (Will) who went 2 - 0 and the Kansas City Chiefs (Lynn) who went 1 - 2.

Jersey City Cougars (Will Purnell) - Lives and dies by the run and may throw one pass during a game.

Kansas City Chiefs (Lynn Schmidt) - Fierce competitor with good running, passing and special teams.

Thanks to Pastor Corey Thomas of Freedom Church in Omaha, NE for the use of the Church for our games. Thanks to Lynn "Weird Wolf" Schmidt of Kansas City, Commissioner of the Great Plains EFL for driving two hundred miles and helping us cap off our season a week before our Super Bowl with three great non - league games. David Daniels ! My old friend from Parkside !! What's Up !!!

Here's what our post will look like once the season is over.



LEAGUE COMMISSIONER: MARK PURNELL

COACHESTEAMS

WILL PURNELL JR. ----- NEBRASKA CORNHUSKERS  
 WILL PURNELL SR. ----- SHAW UNIVERSITY BEARS  
 MARK PURNELL ----- TEXAS A&I JAVELINA HOGS, ARMY CADETS, IOWA HAWKEYES,  
 KANSAS STATE WILDCATS, KANSAS JAYHAWKS,  
 OKLAHOMA SOONERS AND FLORIDA GATORS

TEAMSTEAM RECORDSSCORING & AVERAGES

	<u>WON</u>	<u>LOST</u>	<u>TIED</u>	<u>PCT%</u>	<u>PTF</u>	<u>PTG</u>	<u>VS</u>	<u>PTA</u>	<u>PTG</u>
NEBRASKA CORNHUSKERS	1	1	0	.500	23	11.5		21	10.5
	<u>WON</u>	<u>LOST</u>	<u>TIED</u>	<u>PCT%</u>	<u>PTF</u>	<u>PTG</u>	<u>VS</u>	<u>PTA</u>	<u>PTG</u>
TEXAS A&I JAVELINA HOGS	1	0	0	1.000	7	7.0		6	6.0
ARMY CADETS	0	0	0	.000	0	0.0		0	0.0
IOWA HAWKEYES	0	0	0	.000	0	0.0		0	0.0
KANSAS STATE WILDCATS	0	0	0	.000	0	0.0		0	0.0
KANSAS JAYHAWKS	0	0	0	.000	0	0.0		0	0.0
OKLAHOMA SOONERS	0	0	0	.000	0	0.0		0	0.0
FLORIDA GATORS	0	0	0	.000	0	0.0		0	0.0
SHAW UNIVERSITY BEARS	0	1	0	.000	14	14.0		17	17.0
[ TOTALS EXCEPT NEBRASKA ]	1	1	0	.500	21	10.5		23	11.5

REGULAR SEASON GAMES

07-07-01 TEXAS A&I 7 NEBRASKA 6  
 07-21-01 NEBRASKA 17 SHAW 14  
 11-10-01 NEBRASKA ARMY  
 11-24-01 NEBRASKA IOWA  
 12-08-01 NEBRASKA K - STATE  
 12-22-01 NEBRASKA KANSAS  
 12-29-01 NEBRASKA OKLAHOMA


ROSE BOWL CHAMPIONSHIP GAME

01-01-02 NEBRASKA FLORIDA



# Great Plains Electric Football League

## Fall 2000 Season League Summary





## ELECTRIC FOOTBALL LEAGUE - GREAT PLAINS REGION ( EFL-GPR ) FALL 2000 SEASON

IOWA - KANSAS - MISSOURI - NEBRASKA

## CONFERENCE &amp; LEAGUE STANDINGS / GAME BY GAME RECAP

COACHES

MATT MILLER  
 KEVIN FANGER  
 LYNN "WEIRD WOLF" SCHMIDT  
 SKY KURLBAUM SR.  
 SKY KURLBAUM JR.  
 JACOB YANKOVIZ  
 MARK PURNELL  
 WILL PURNELL

TEAMS

CLEVELAND BROWNS  
 SAN DIEGO CHARGERS  
 KANSAS CITY CHIEFS  
 ST. LOUIS RAMS  
 DENVER BRONCOS  
 INDIANAPOLIS COLTS  
 GREEN BAY PACKERS  
 JERSEY CITY COUGARS

HOME STADIUM

ANKENY IOWA  
 ANKENY IOWA  
 KANSAS CITY KANSAS  
 KANSAS CITY KANSAS  
 KANSAS CITY KANSAS  
 KANSAS CITY KANSAS  
 OMAHA NEBRASKA  
 OMAHA NEBRASKA

EFL-GPR SUPER BOWL CHAMPIONS - GREEN BAY PACKERS

EFL-GPR SUPER BOWL RUNNER-UP - JERSEY CITY COUGARS

EFL-GPR REGULAR SEASON NORTHERN DIVISION CHAMPIONS - CLEVELAND BROWNS

EFL-GPR REGULAR SEASON SOUTHERN DIVISION CHAMPIONS - INDIANAPOLIS COLTS

GREAT PLAINS CONFERENCENORTHERN DIVISION

	<u>WON</u>	<u>LOST</u>	<u>PCT%</u>	<u>OVERALL</u>	<u>PCT%</u>	<u>PTF</u>	<u>PTG</u>		<u>PTA</u>	<u>PTG</u>
CLEVELAND BROWNS	4	0	1000	4	0	1000	91	22.8 VS	38	9.5
JERSEY CITY COUGARS	2	3	.400	4	4	.500	72	9.0 VS	100	12.5
GREEN BAY PACKERS	1	4	.200	4	4	.500	115	14.4 VS	100	12.5
SAN DIEGO CHARGERS	1	0	1000	1	0	1000	7	7.0 VS	0	0.0

SOUTHERN DIVISION

	<u>WON</u>	<u>LOST</u>	<u>PCT%</u>	<u>OVERALL</u>	<u>PCT%</u>	<u>PTF</u>	<u>PTG</u>		<u>PTA</u>	<u>PTG</u>
INDIANAPOLIS COLTS	4	0	1000	4	1	.800	90	18.0 VS	49	9.8
DENVER BRONCOS	2	2	.500	2	3	.400	40	8.0 VS	52	10.4
KANSAS CITY CHIEFS	1	4	.200	1	5	.167	42	7.0 VS	91	15.2
ST. LOUIS RAMS	0	2	.000	0	3	.000	14	4.7 VS	41	13.7

## REGULAR SEASON GAMES

## PLAYED IN ANKENY IA

09-16-00 DB 14 - GP 7  
 09-16-00 SC 7 - KC 0 OT  
 09-16-00 CB 21 - JC 17  
 09-16-00 GP 14 - KC 7  
 09-16-00 CB 14 - DB 0  
 09-16-00 JC 3 - SR 0

## REGULAR SEASON GAMES

## PLAYED IN OMAHA NE

09-23-00 JC 14 - GP 10

## REGULAR SEASON GAMES

## PLAYED IN KANSAS CITY KS

10-14-00 CB 28 - GP 21 OT  
 10-14-00 KC 21 - JC 7  
 10-14-00 IC 10 - DB 7 OT  
 10-14-00 DB 10 - JC 7  
 10-14-00 IC 28 - SR 7  
 10-14-00 CB 28 - KC 0  
 10-14-00 IC 21 - GP 14  
 10-21-00 IC 21 - KC 7

## WILDCARD GAMES

## PLAYED IN OMAHA NE

11-04-00 #3 JC 10 - #6 SR 7  
 11-04-00 #4 GP 14 - #5 KC 7

## PLAYOFF GAMES

## PLAYED IN OMAHA NE

11-04-00 #3 JC 14 - #1 IC 10  
 11-04-00 #4 GP 14 - #2 DB 9

EFL-GPR SUPER BOWL CHAMPIONSHIP GAME PLAYED IN OMAHA NEBRASKA

<u>GAME DATE</u>	<u>TEAM</u>	<u>SCORE</u>		<u>TEAM</u>	<u>SCORE</u>
11-04-00	GREEN BAY	21	VS	JERSEY CITY	0



**Great Plains EFL  
Fall 2000 Season  
Special Mentions**

**Most Field Goals Made**



**The Only Safety scored**




**Involved in the most number of close games**



**The first overtime game winner**




**Highest average points per game**



**League's only Iron-man team**



**Best One-hand passing team**



**Most balanced offensive attack**





# ELECTRIC FOOTBALL LEAGUE

#3 JERSEY CITY (WILL) 10

12:30pm WILDCARD GAME

#6 ST. LOUIS (SKY SR.) 7

#1 INDIANAPOLIS (JACOB) 10

3:00 pm PLAYOFF GAME

#3 JERSEY CITY (WILL) 14

#2 DENVER (SKY JR.) 9

#4 GREEN BAY (MARK) 14

3:00pm PLAYOFF GAME

#4 GREEN BAY (MARK) 14

12:30pm WILDCARD GAME

#5 KANSAS CITY (LYNN) 7



# GREAT PLAINS REGION

IOWA — KANSAS — MISSOURI — NEBRASKA

PLAYOFFS & SUPER BOWL

#3 JERSEY CITY (WILL) ○

5:00pm SUPER BOWL  
CHAMPIONSHIP  
GAME

GREEN BAY PACKERS

EFL-GPR

SUPER BOWL CHAMPIONS

FALL 2000 SEASON

#4 GREEN BAY (MARK) 21

NOVEMBER 4TH, 2000

IN OMAHA, NEBRASKA



**Great Plains Electric Football League  
Fall 2000 Season**

**Team Standings**

<b>North Division</b>	<b>W</b>	<b>L</b>	<b>T</b>	<b>%</b>	<b>PF</b>	<b>PA</b>
Cleveland Browns	4	0	0	1.000	91	38
San Diego Chargers	1	0	0	1.000	7	0
Jersey City Cougars	2	3	0	0.400	48	62
Green Bay Packers	1	4	0	0.200	66	84

<b>South Division</b>	<b>W</b>	<b>L</b>	<b>T</b>	<b>%</b>	<b>PF</b>	<b>PA</b>
Indianapolis Colts	4	0	0	1.000	80	35
Denver Broncos	2	2	0	0.500	31	38
Kansas City Chiefs	1	4	0	0.200	35	77
St. Louis Rams	0	2	0	0.000	7	31

**Team Match Up Scores**

<b>C vs R</b>	<b>CB</b>	<b>DB</b>	<b>GP</b>	<b>JC</b>	<b>KC</b>	<b>SC</b>	<b>SR</b>	<b>IC</b>	<b>W</b>	<b>L</b>
CB		14-0	28-21	21-17	28-0				4	0
DB	0-14		14-7	10-7				7-10	2	2
GP	21-28	7-14		10-14	14-7			14-21	1	4
JC	17-21	7-10	14-10		7-21		3-0		2	3
KC	0-28		7-14	21-7		0-7		7-21	1	4
SC					7-0				1	0
SR				0-3				7-28	0	2
IC		10-7	21-14		21-7		28-7		4	0

*Note: C vs R = Column versus Row*

CB Cleveland Browns  
DB Denver Broncos  
GP Green Bay Packers  
JC Jersey City Cougars  
KC Kansas City Chiefs  
SC San Diego Chargers  
SR St. Louis Rams  
IC Indianapolis Colts

Matt Miller  
Sky Kurlbaum Jr.  
Mark Purnell  
Will Purnell  
Lynn Schmidt  
Kevin Fanger  
Sky Kurlbaum Sr.  
Jacob Yankoviz



FOR MARK: POST ON THE MIGGLE WEB SITE AFTER THE SEASON IS OVER

Topic: Freedom Church EFL Omaha, NE 1st season

Posted by: Will Purnell

Freedom Church EFL Omaha, NE 1st season

League Commissioner: Mark Purnell League Referee: Will Purnell

After ten very intense weeks, the Spring 2001 1st Season of the Freedom Church EFL has now come to an end.

The youth Disciples Division Championship Game was won by the undefeated Washington Redskins (Antwain) over the Denver Broncos (David) by a score of 14 - 0.

Denver Broncos (David "Woo" Bush) - A very enthusiastic young coach with a balanced offense and defense.

Washington Redskins (Antwain Foster) - A young coach with a good rushing game and good passing game.

Buffalo Bills (Randy Gunter) - A very observant young coach and a quick learner of offense and defense.

The adult Apostles Division regular season was won by the New Orleans Saints (DaRon) by posting a 7 - 1 record in the regular season. The adult Apostles Division Super Bowl & League Championship Game was won by the Tampa Bay Buccaneers (Mark) over the New Orleans Saints (DaRon) by a score of 14 - 7. Tampa Bay won the hard fought Championship Game with an air attack by completing 7 out of 10 of their passes for 138 yards and 2 TD's while holding off New Orleans ( 9 - 4 overall ) who ran for 204 yards on 17 carries and 1 TD.

Pittsburgh Steelers (David Carter) - Understands all phases of the game and uses many strategies of the game.

New Orleans Saints (DaRon Grant) - Has a relentless, devastating and punishing rushing game and option game.

Oakland Raiders (Alphonso Macedo) - Runs and passes the football and is always involved in very close games.

Tampa Bay Buccaneers (Mark Purnell) - Big play passing and finesse running. Slow starter but strong finisher.

David, DaRon and Alphonso have proven themselves to be very competitive EF coaches in a very short period of time and if interested, they will be encouraged by Mark and Will to join the Great Plains EFL and continue to play in Omaha and travel to Des Moines and Kansas City for the Great Plains EFL fall season.

Two Great Plains EFL teams that were involved in non - league games against Freedom Church EFL teams this season were the Jersey City Cougars (Will) who posted a 3 - 0 record and the Kansas City Chiefs (Lynn) who posted a 1 - 2 record.

Jersey City Cougars (Will Purnell) - Lives and dies by the run and might even attempt one pass during a game.

Kansas City Chiefs (Lynn Schmidt) - Fierce competitor with good running, passing, defense and special teams.

Thanks to Pastor Corey Thomas and the Staff at Freedom Church in Omaha, NE for the use of the Church for our league games this season. Thanks to Lynn " Weir Wolf " Schmidt of Kansas City, Commissioner of the Great Plains EFL for driving two hundred miles to Omaha and helping us cap off our season a week before our Super Bowl with three great non - league games. David Daniels ! My old friend from Parkside !! What's Up !!!



ELECTRIC FOOTBALL COACHING RECORD

[ FROM 09-16-00 TO 04-22-01 ]

<u>COACH</u>	<u>WON</u>	<u>LOST</u>	<u>TIED</u>	<u>TGM</u>	<u>PCT%</u>	<u>TPT</u>	<u>PTG</u>	<u>VS</u>	<u>TPA</u>	<u>PAG</u>
LYNN SCHMIDT	2	7	0	9	.222	90	10.0		139	15.4

LEAGUES

GREAT PLAINS ELECTRIC FOOTBALL LEAGUE

( GP-EFL )

TITLES

<u>TEAM</u>	<u>WON</u>	<u>LOST</u>	<u>TIED</u>	<u>TGM</u>	<u>PCT%</u>	<u>TPT</u>	<u>PTG</u>	<u>VS</u>	<u>TPA</u>	<u>PAG</u>
KANSAS CITY CHIEFS	2	7	0	9	.222	90	10.0		139	15.4
09-16-00 L 0- 7 VS SAN DIEGO (Kevin) of Ankeny IA in Ankeny IA (OT)										
09-16-00 L 7-14 VS GREEN BAY (Mark) of Omaha NE in Ankeny IA										
10-14-00 W 21- 7 VS JERSEY CITY (Will) of Omaha NE in Kansas City KS										
10-14-00 L 0-28 VS CLEVELAND (Matt) of Ankeny IA in Kansas City KS										
10-21-00 L 7-21 VS INDIANAPOLIS (Jacob) of Kansas City KS in Kansas City KS										
11-04-00 L 7-14 VS GREEN BAY (Mark) of Omaha NE in Omaha NE [ GP-EFL WILDCARD GAME ]										
04-21-01 L 21-24 VS NEW ORLEANS (DaRon) of Omaha NE in Omaha NE (OT) [FC/GP EF CHALLENGE]										
04-21-01 W 13- 7 VS OAKLAND (Alphonso) of Omaha NE in Omaha NE (OT) [FC/GP EF CHALLENGE]										
04-22-01 L 14-17 VS JERSEY CITY (Will) of Omaha NE in Omaha NE										



# GPEFL SCRAMBLE 2003

## Rules

- The Scramble is a timed game.
- All coaches begin and end their games at the same time using one central clock controlled by the official timer.
- All matches will be arranged prior to start of first game
- The first coach to go on offense is determined prior to start by the flip of a coin.
- The offensive coach will have 10 minutes to run a maximum of 4 plays
- Each play begins at the 30 yard line
- There are no first downs, extra points, or field goals
- No setup of players on the board can begin till timer calls "start"
- At the end of 10 minutes when timer calls "stop" **the board cannot be touched!** If a play is in progress the board is turned off. (on a run play the yards gained at the stoppage are counted, on a pass play if the pass was completed before stop was called the yardage is recorded, if the ball has not left the passers hand when time is called there are no points recorded for this play)
- Defensive coaches have 20 seconds to call "set" after offensive coach calls "set" (if set is not called by the defensive coach from the time the offensive coach called set, the offense receives 20 additional points for that play and can start the board at their discretion. If the offensive coach calls an audible, the defense is given an additional 20 seconds from the time the offensive coach calls "set")
  1. EX: O coach calls set and turns on 20 second timer. D coach does not call set by the time the timer goes off. (20 points awarded) O coach can begin play as soon as the timer sounds, wait for D coach to finish set or can call an audible. If an audible is called the O coach makes his changes and again calls set and starts the 20 second timer. Etc.
  2. D coach calls set before the 20 second timer sounds. O coach begins play at his discretion or calls an audible.
- On change of direction plays, defensive coaches must make their directional changes in a timely fashion. Any purposeful delays, as judged by the official timer, will disqualify that coach for his next series of offensive downs.
- All applicable rules of the GPEFL apply except for noted exceptions below
- The official timer has all rights to make changes to these rules as situations arise

## Scoring

- 1 point is scored for every yard gained (Maximum per play would be 30 points)
- 20 points are scored in addition to the yardage points for a Touchdown (i.e. Offensive coach starts first play from the 30 and runs for a TD. 30 points for yards + 20 points for TD = 50 points for the first play.
- Sacks (any play stopped/tackled behind the line of scrimmage) count as 20 points for the defensive coach-no points are taken away from the offensive coach regardless of how far behind the line he was tackled
- Interceptions count as 20 points for the defensive coach
- 20 points are awarded in addition to the points scored on the play to the offense if defense has not called set within 20 seconds of the offensive coach calling set. NOTE: It is the offensive coaches responsibility to call set and start the timer. If he forgets---TO BAD!!!
- 50 additional points are awarded each coach who wins their game



## Exceptions

- All plays will begin from the middle of the field
- Defenses are allowed a maximum of 7 men 1 yard off the line of scrimmage.
- Defenses **must** have 2 men 20 yards back
- All other defensive players must be at least 5 yards from the line of scrimmage
- Defense may not line up their men in an "unbalanced fashion" and will be judged according to the following rule.
  1. there are 3 zones
  2. the right zone (right sideline to nearest hashmark)
  3. the middle zone (hashmark to hashmark)
  4. the left zone (left sideline to nearest hashmark)
    - both safeties (players 20 yards back) may not be lined up together in the right zone or the left zone
    - both safeties may be lined up together in the middle zone
    - linebackers (players 5 yards from the line of scrimmage and in front of the safeties) may not have more than 2 men in right or left zone
    - the number of men lined up 1 yard off the line of scrimmage and between the tackles (down lineman) determine how many men may be lined up on the line of scrimmage.
      - 1-2 down lineman=not allowed (you must have at least 3)
      - 3 down linemen=no more than 5 men 1 yard off the LOS
      - 4 down linemen=no more than 6 men 1 yard off the LOS
      - 5 down linemen=no more than 7 men 1 yard off the LOS
      - 6 or more down linemen is not allowed
    - cornerbacks may be lined up 1-19 yards from the line of scrimmage with only 1 per zone and only in the right or left zone.
- Passes that are not obvious are considered incomplete.
- Tackles that are not obvious are considered not tackles.

## Recommendations

- It will be very important to have more than one ball ready prior to start of play. If a ball is lost it is up to your discretion as to whether you take time to look for it. In between games we will do a ball search for any lost balls
- Be prepared
- Read and know the rules
- Play fairly
- Know the definitions of a tackle, pitch, shovel, handoff, and lateral
- **HAVE FUN**
- These will be fast paced action filled games so be ready and prepared.



# SCRAMBLE SCORESHEET

**Name**

## Game 1

Play 1	Yards =	+ TD if scored (20 points)	TOTAL
Play 2	Yards =	+ TD if scored (20 points)	TOTAL
Play 3	Yards =	+ TD if scored (20 points)	TOTAL
Play 4	Yards =	+ TD if scored (20 points)	TOTAL
Delay of Game points (20 points for each delay)			✓ ✓ ✓ ✓ ✓ TOTAL
DEFENSE POINTS (INT=20 SACK=20) 1) 2) 3) 4)			TOTAL
			SUB TOTAL
			+ 50 FOR WIN
			GRAND TOTAL

## Game 2

Play 1	Yards =	+ TD if scored (20 points)	TOTAL
Play 2	Yards =	+ TD if scored (20 points)	TOTAL
Play 3	Yards =	+ TD if scored (20 points)	TOTAL
Play 4	Yards =	+ TD if scored (20 points)	TOTAL
Delay of Game points (20 points for each delay)			✓ ✓ ✓ ✓ ✓ TOTAL
DEFENSE POINTS (INT=20 SACK=20) 1) 2) 3) 4)			TOTAL
			SUB TOTAL
			+ 50 FOR WIN
			GRAND TOTAL

## Game 3

Play 1	Yards =	+ TD if scored (20 points)	TOTAL
Play 2	Yards =	+ TD if scored (20 points)	TOTAL
Play 3	Yards =	+ TD if scored (20 points)	TOTAL
Play 4	Yards =	+ TD if scored (20 points)	TOTAL
Delay of Game points (20 points for each delay)			✓ ✓ ✓ ✓ ✓ TOTAL
DEFENSE POINTS (INT=20 SACK=20) 1) 2) 3) 4)			TOTAL
			SUB TOTAL
			+ 50 FOR WIN
			GRAND TOTAL

## Game 4

Play 1	Yards =	+ TD if scored (20 points)	TOTAL
Play 2	Yards =	+ TD if scored (20 points)	TOTAL
Play 3	Yards =	+ TD if scored (20 points)	TOTAL
Play 4	Yards =	+ TD if scored (20 points)	TOTAL
Delay of Game points (20 points for each delay)			✓ ✓ ✓ ✓ ✓ TOTAL
DEFENSE POINTS (INT=20 SACK=20) 1) 2) 3) 4)			TOTAL
			SUB TOTAL
			+ 50 FOR WIN
			GRAND TOTAL

**Total of All Grand Totals =**



## ULTIMATE PLAYER'S CLUB ELECTRIC FOOTBALL RULES

---

GP-EFL Rules are to be followed except for where noted below

---

**Formation Selection** - Before a play is run, the formation of the offense and defense on a play are determined by the toss of the die and the formation & play selector chart.

**Play Selection** - After the selection of a formation by the offense and defense have been made, the selection of a play to be run by the offense is then determined by the toss of the die and the formation & play selector chart. After the offense has selected their play, the offense and defense may make their final adjustment of their players within the formations they have selected. After a play has been selected and before a play is run, the offense and defense may substitute players that are best suited for that play.

**Audibles** - The offense may only call an Audible when an option play is initially selected. The offense may #1 select a new formation and a new play, #2 select a new formation and keep the same play or #3 select a new play and keep the same formation. After the offense has selected their new formation and / or play, the offense may make their final adjustment of their players within the new formation and / or play they have selected. The defense does not get to select a new formation when an audible is called by the offense. The defense may then make three (3) final adjustments of their players. After a play has been selected and before a play is run, the offense and defense may substitute players that are best suited for that play.

**Running Plays** - There must be a running play by a backfield player lined up between the tackles that is at least 1 inch behind the offensive linemen. Hand offs, pitches, shovel passes, laterals or passes are not allowed on selected running plays. A change of direction may be called on a selected running play.

**Passing Plays** - There must be a pass attempt, lateral attempt or shovel pass attempt by the quarterback on a selected passing play. You may call a change of direction on a roll out pass play or let the quarterback scramble on a stand still pass play but there must be a pass attempt, lateral attempt or shovel pass attempt on the play before the end of the selected passing play. If the quarterback crosses the line of scrimmage, he is considered tackled at the line of scrimmage. Hand offs and pitches are not allowed on selected passing plays.

**Option Plays** - You have the choice to run, hand off, pitch, run reverses, shovel pass, lateral, pass or continue to run on a selected option play. You may call a change of direction on a running play and on a roll out pass play or let the quarterback scramble on a stand still pass play. You may attempt one (1) halfback pass per half on a selected option play.



## FORMATION & PLAY SELECTOR CHART

Formation Selector	Toss	Offense - White Die	Defense - Colored Die
	2	Ace or Straight T	6 - 5
	3	Broken Wishbone Right or Left	4 - 4
	4	Shotgun Offset Ace	3 - 2
	5	Pro Set Shotgun	5 - 2
	6	Offset I Left or Right	4 - 3
	7	Pro Set Shotgun	3 - 4
	8	Regular I	4 - 3
	9	Pro Set Shotgun	3 - 3
	10	Strong Right or Left	5 - 3
	11	Shotgun Offset Ace	4 - 4
	12	Wingbone or Wishbone	6 - 5

Play Selector	Toss	Offense Play Call - White Die
	2	Option
	3	Run Between Tackle & Sideline Left or Right
	4	Roll Out Play Action Pass Left or Right
	5	Run Between the Tackles
	6	Option
	7	Stand Still Pass
	8	Option
	9	Run Between Tackle & Sideline Left or Right
	10	Roll Out Play Action Pass Left or Right
	11	Run Between the Tackles
	12	Option



## VIOLATION CHART

White Dice	Violation	Action
1 - 1	Personal Foul	15 yds from the LOS - loss of down if against the offense - 1st down if against the defense
2 - 2	Holding	10 yds from the LOS
3 - 3	Offside	5 yds from the LOS
4 - 4	Fumble	Recovered where the play ended
5 - 5	Offside	5 yds from the LOS
6 - 6	Off-setting	Play the down over

White Dice	Fumbled Pitch Fumbled Lateral Incomplete Shovel Pass	Action
1 - 1		Recovery spot for a fumbled pitch or fumbled lateral is the farthest point forward of the base of the player receiving the pitch or lateral. An incomplete lateral is considered a fumbled lateral.
2 - 2		
3 - 3		
4 - 4		
5 - 5		
6 - 6		

Colored Dice	Result	Outcome
Odd #	Violation on the offense	Fumble recovery by the defense
Even #	Violation on the defense	Fumble recovery by the offense



# KICKING CHART

White Dice	Punt	Onside Recovery	Extra Point
2	Blocked	Receiving Team	No Good
3	35 yds - Returnable	Kicking Team	Good
4	35 yds - Fair Catch	Kicking Team	Good
5	40 yds - Returnable	Receiving Team	Good
6	45 yds - Out of Bounds	Receiving Team	Good
7	45 yds - Returnable	Receiving Team	Good
8	50 yds - Returnable	Receiving Team	Good
9	40 yds - Fair Catch	Kicking Team	Good
10	45 yds - Returnable	Receiving Team	Good
11	50 yds - Out of Bounds	Receiving Team	Good
12	If the LOS is on the 50 yd line or in the defense's territory, ball is dead at the 1 yd line	Receiving Team	Blocked
12	If the LOS is between the 25 yd line and the 50 yd line, the punt goes 55 yds - Returnable		
12	If the LOS is on the goal line and between or on the 25 yd line, the punt goes 30 yds - Returnable		



## VIOLATION CHART RULES

The dice are tossed at the end of each play by the Referee or Defensive coach to determine if there was a violation or fumble during the play.

### REGULAR PLAYS, FIELD GOAL ATTEMPTS AND CONVERSION ATTEMPTS:

If the toss of the dice reveals a 1 - 1 Personal Foul, 2 - 2 Holding or 3 - 3 / 5 - 5 Offside, the violation will be marked off from the LOS whether the violation is on the offense or defense. If the toss of the dice reveals a 4 - 4 Fumble, then the team that recovers the fumble starts its play 1st and 10 from the spot of the fumble at the end of the play. If the toss of the dice reveals a 6 - 6 Off - Setting, then the offense replays the down from the LOS. Any violation may be declined by the opposition (except for 4 - 4 Fumble and 6 - 6 Off - Setting). If the toss of the dice reveals a 1 - 1 Personal Foul, 2 - 2 Holding or 3 - 3 / 5 - 5 Offside violation against the offense, then the violation will be marked off half the distance to the goal line when the LOS is between the fourteen (14) yard line and the two (2) yard line of the offensive team (when applicable). If the toss of the dice reveals a 1 - 1 Personal Foul, 2 - 2 Holding or 3 - 3 / 5 - 5 Offside violation against the defense, then the violation will be marked off half the distance to the goal line when the LOS is between the fourteen (14) yard line and the two (2) yard line of the defensive team (when applicable).

### KICKOFFS:

Any violation during a Kickoff will be marked off from the end of the return (except for 6 - 6 Off - Setting in which case the offense starts its play 1st and 10 from the end of the return).

If there is a Touchback during a Kickoff and the toss of the dice reveals a 1 - 1 Personal Foul, 2 - 2 Holding or 3 - 3 / 5 - 5 Offside, the violation will be marked off from the offense's twenty (20) yard line whether the violation is on the offense or defense. If there is a Touchback and the toss of the dice reveals a 4 - 4 Fumble, then the offense starts its play 1st and 10 from their own twenty (20) yard line. If there is a Touchback and the toss of the dice reveals a 6 - 6 Off - Setting, then the offense starts its play 1st and 10 from their own twenty (20) yard line.

### PUNTS:

Any violation during a Punt will be marked off from the end of the return or where the football was kicked out of bounds (except for 6 - 6 Off - Setting in which case the offense starts its play 1st and 10 from the end of the return or starts its play 1st and 10 from where the football was kicked out of bounds).

If there is a Touchback during a Punt and the toss of the dice reveals a 1 - 1 Personal Foul, 2 - 2 Holding or 3 - 3 / 5 - 5 Offside, the violation will be marked off from the offense's twenty (20) yard line whether the violation is on the offense or defense. If there is a Touchback and the toss of the dice reveals a 4 - 4 Fumble, then the offense starts its play 1st and 10 from their own twenty (20) yard line. If there is a Touchback and the toss of the dice reveals a 6 - 6 Off - Setting, then the offense starts its play 1st and 10 from their own twenty (20) yard line.

If there is a Fair Catch during a Punt and the toss of the dice reveals a 1 - 1 Personal Foul, 2 - 2 Holding or 3 - 3 / 5 - 5 Offside, the violation will be marked off from the spot of the Fair Catch whether the violation is on the offense or defense. If there is a Fair Catch and the toss of the dice reveals a 4 - 4 Fumble, then the offense starts its play 1st and 10 from the spot of the Fair Catch if they recover or the opposition starts its play 1st and 10 on offense from the spot of the Fair Catch if they recover. If there is a Fair Catch and the toss of the dice reveals a 6 - 6 Off - Setting, then the offense starts its play 1st and 10 from the spot of the Fair Catch.

If there is a Fair Catch in the end zone during a Punt and the toss of the dice reveals a 1 - 1 Personal Foul, 2 - 2 Holding or 3 - 3 / 5 - 5 Offside, the violation will be marked off from the offense's twenty (20) yard line whether the violation is on the offense or defense. If there is a Fair Catch in the end zone and the toss of the dice reveals a 4 - 4 Fumble, then the offense starts its play 1st and 10 from their own twenty (20) yard line. If there is a Fair Catch in the end zone and the toss of the dice reveals a 6 - 6 Off - Setting, then the offense starts its play 1st and 10 from their own twenty (20) yard line.



# VIOLATION CHART

1st Shake Number	Violation	Action
1 - 1	Personal Foul	15 yds from the LOS - loss of down if against the offense - 1st down if against the defense
2 - 2	Holding	10 yds from the LOS
3 - 3	Offside	5 yds from the LOS
4 - 4	Fumble	Recovered where the play ended
5 - 5	Offside	5 yds from the LOS
6 - 6	Off - setting	Play the down over
2nd Shake Number	Violation	Action
Odd #	Violation on offense	Fumble recovery by the defense
Even #	Violation on defense	Fumble recovery by the offense



## FUMBLED PITCH CHART

White Dice	Violation	Action
1 - 1	Fumbled pitch on the offense	Out of bounds at spot of the pitch
2 - 2	Fumbled pitch on the offense	At the spot of the pitch
3 - 3	Fumbled pitch on the offense	3 yards ahead of spot of the pitch
4 - 4	Fumbled pitch on the offense	2 yards behind spot of the pitch
5 - 5	Fumbled pitch on the offense	At the spot of the pitch
6 - 6	Fumbled pitch on the offense	Out of bounds at spot of the pitch

Colored Dice	Violation	Action
Odd #	Fumbled pitch on the offense	Fumble recovery by the defense
Even #	Fumbled pitch on the offense	Fumble recovery by the offense

## FUMBLED PITCH CHART RULES

The dice are tossed by the Referee or Defensive coach when the board has been switched off at the time of each pitch to determine if there was a fumbled pitch during the play.

If the toss of the dice reveals a 1 - 1 or 6 - 6 fumbled pitch out of bounds, then the offense always retains possession of the football at the spot of the fumbled pitch on the next down.

The " spot of the fumbled pitch " refers to the forward most point of the pitch man ( player to receive the pitch ) towards the line of scrimmage.



The rules in 3.7 LATERAL, 3.8 PASSING and 4.4 INTERCEPTIONS apply to this section except:

- The offensive coach has to indicate who the intended receiver will be when the board is stopped before the die are tossed.

After it is determined how far away from the line of scrimmage the intended receiver is, the toss of the die and the Passing Chart will determine whether the pass attempt was complete, incomplete or intercepted.

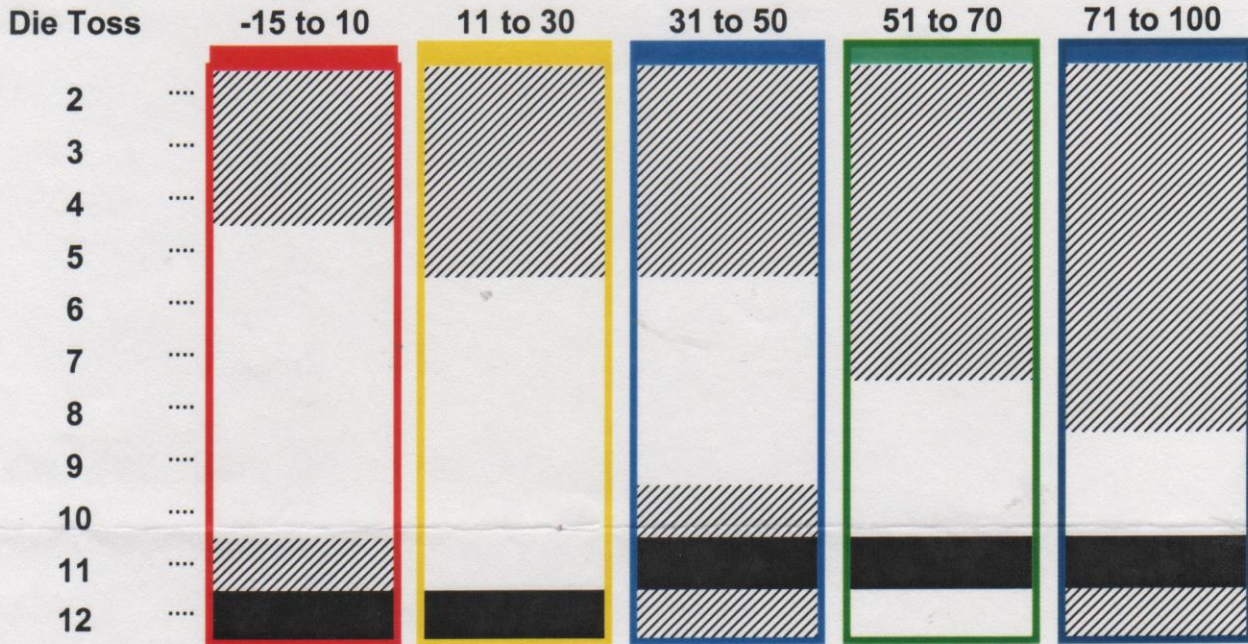
If the toss of the die indicates that the pass attempt was intercepted, then the defensive coach may indicate any defender that is within two (2) inches base to base of the intended receiver to be the interceptor. If there is no defender within two (2) inches base to base of the intended receiver when the toss of the die indicates a pass attempt was intercepted, then the pass attempt is considered an incomplete pass attempt.

SAMPLE  
DRAFT

COPY



# 



[White Box] = Complete  
 [Hatched Box] = Incomplete  
 [Black Box] = Interception

% Complete → 75%      63%      42%      36%      20%

SAMPLE  
 DRAFT  
 COPY