


Field of Read-Zone

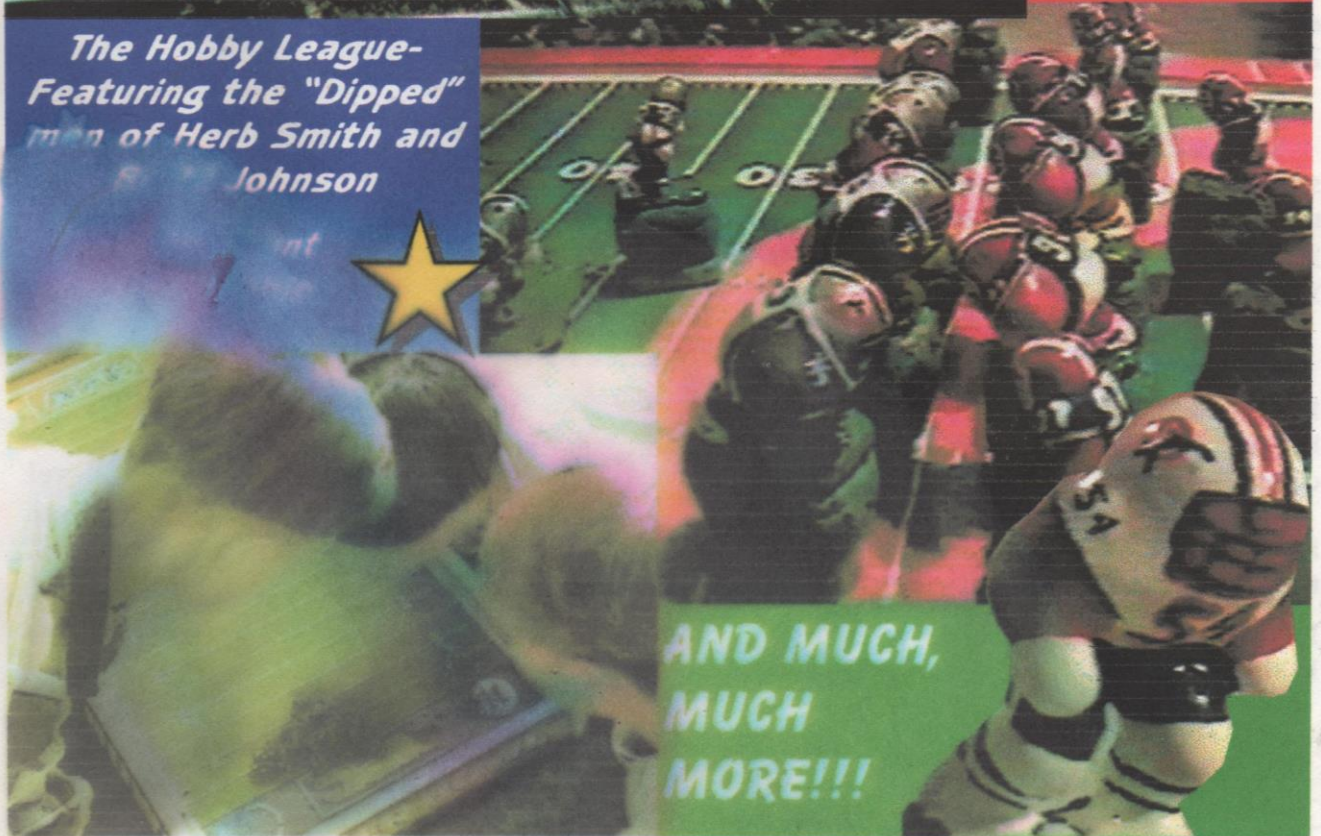
Volume III Issue 2



THE "NEW LOOK"
DENVER BRONCOS

FIELD OF DREAMS
BY
WILLIAM PORCHE

*The Hobby League-
Featuring the "Dipped"
men of Herb Smith and
Johnson*



AND MUCH,
MUCH
MORE!!!

The Read-Zone

2902 Angiers Rd.
Huntsville, TX 77340
(409) 438-8392
(409) 291-7529

Editors

Mark Klingbeil
Bill Klingbeil

Contributing Editors

Anthony Burgess
Brett Johnson
Matt Miller
Mark Newell
Herb Smith

Objective

To keep readers informed on the latest developments and innovations available in the growing world of electric football. Likewise, the Read-Zone gives its readers a glimpse of how others play this great game. The Read-Zone is written by Electric Football Enthusiasts for Electric Football enthusiasts. Membership in the Read-Zone also entitles you to exclusive products such as the In The Zone action figures.

Subscriptions

The Read-Zone is published bi-monthly at a subscription rate of twenty dollars per year. Junior members (under age 18) pay only fifteen dollars. If you desire to have your name added to the directory you **must** check the box on the order form.

Advertising

Advertising in the classified section is free to Read-Zone members within five lines. Quarter, half, and full page space is available, please call for current prices.

If you have a full page ad or article in the RZ, and you would like it in full color, you may sponsor the page for thirty dollars.

RZ homepage: <http://www.shsu.edu/~stdmjk02>

E-Mail: stdmjk02@shsu.edu

© 1997



Welcome to the new Read-Zone!!!

Here it is...the new Read-Zone! We've spared no expense in bringing you an improved version of the best newsletter for electric football enthusiasts in the nation! Now the Read-Zone is, like many NFL teams, giving you a more aggressive look.

The new Read-Zone is the largest newsletter out there, jam packed with the best articles about different coaches across the nation. Each issue will feature even more of the articles you've come to expect. So get out your pens, videocamera, and stamps and send your story about electric football...help us make the best newsletter for you!

Not only are we bringing you more... we're bringing it to you in style! The new Read-Zone is full-sized, enabling us to give you larger and better pictures with each new story. All this is neatly bound with a clear cover and a binding ring. This gives the new Read-Zone an impressive presentation, second to none!

This new look does not come cheap however, so we've had to adjust the release schedule. We will now be sending out five issues a year instead of six. During the football season, you will receive your issue every two months, just like you've come to love! However, we are going to skip one issue during the offseason (the June Issue).

The Read-Zone is still the most frequently released newsletter that publishes your stories...without trying to get you to play our style! Now that it's even better...there's no reason not to "Get in the Zone!" Hope you enjoy the new look, we've enjoyed bringing it to you!



Table of contents

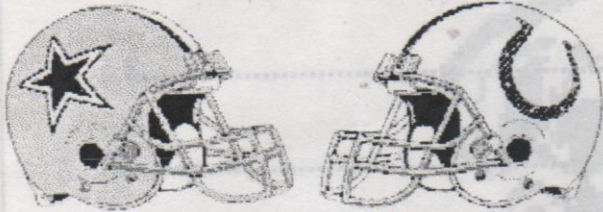
(Or, the game plan!)

Features


Collecting & History <i>By Mark Newell</i>	3
The Hobby League <i>By Brett Johnson & Herb Smith</i>	6
Field of Dreams <i>By Bill Porche</i>	10
Chalk Talk-The Zone Blitz <i>By Bill Klingbeil</i>	11
The 'Bama Blast	14
Electric Football Forum <i>By Anthony Burgess</i>	15
The New Look Broncos	16
Playbook <i>By Matt Miller</i>	17
Electric Football Directory	18
Classified Ad's	19
In The Zone Catalog	20
The Read-Zone Catalog	22
New In The Zone Figures!	24



COLLECTING & HISTORY



Super Bowl V is remembered as the "Blooper Bowl." Sports Illustrated called it "The Blunder Bowl." The Dallas Cowboys and Baltimore Colts stumbled, bumbled, and fumbled their way through eleven total turnovers and fourteen penalties. One of Craig Morton's three interceptions (a pass that should have been held onto by Dan Reeves) led to the game winning Jim O'Brian field goal with




five seconds left. Fortunately, Tudor didn't drop the ball on its Sears exclusive Super Bowl V game, and many consider it


"The fifty yard line was adorned with a picture of the Vince Lombardi trophy inside a blue frame."


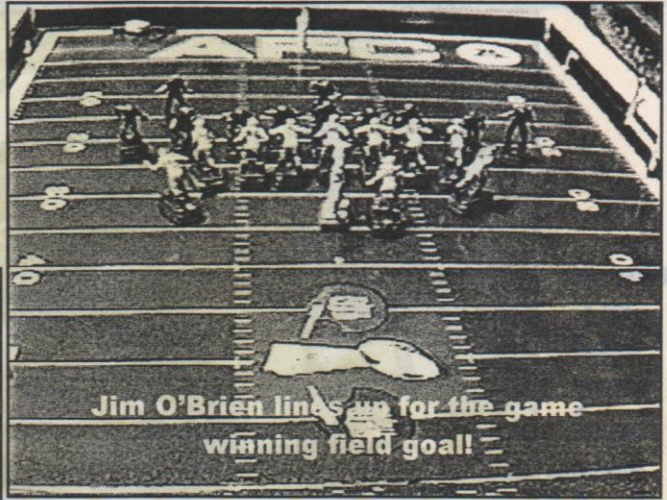
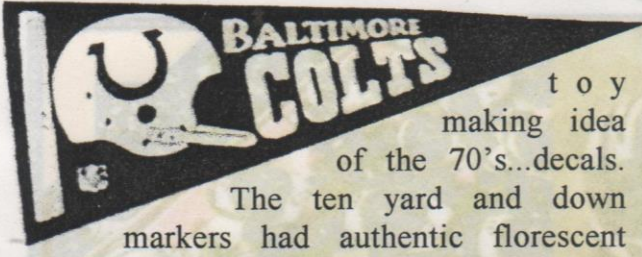
the most attractive electric football game ever made.

The game was one of Tudor's 633 models, the largest of the Tudor line. The stars were the Cowboys in their blue jerseys and Colts in all white. Since this was the first Super Bowl played after the AFL-NFL merger, this was the first game billed as an American Conference versus National Conference contest. Like the Super Bowl III and IV games, the fifty yard line was adorned with a picture of



the Vince Lombardi trophy inside a blue frame. On either side of the trophy were facing blue and red helmets containing the NFL shield. The red end zone contained the new AFC logo; blue, the new NFC logo. Even the white numbers on the field were special, decorated with alternating blue and red trim. Tudor picked off another popular







treated its customers with two special bonuses. First, a booklet published by NFL properties on the history of the Super Bowl was included.

orange decals, as did the four goal line flags.

Those who watched the Colts-Cowboys clash were treated to a unique occurrence for Super Bowls...an exciting finish! For its end zone celebration, Tudor




This twenty-four page book contained highlights, photos, and statistics on each of the first three classics. Second, two eighteen inch official NFL pennants with the Colts and Cowboys logos added decoration and spirit to this game!

The crowded grand stands were modeled after Miami's Orange Bowl where Super Bowl V was played. You can almost hear the fans cheering not only the closest Super Bowl game up to that point, but the best looking field Tudor ever made!

Mark Newell



The Hobby League!




This Page Sponsored By Brett & Herb



NO LONGER A GAME...IT'S A HOBBY!

Greetings electric football fans! I would like to share with you the story on how I used my imagination to make my game more realistic.

When I was seven years old, my father gave me my first electric football set on Christmas day. The field included the Bears and the Packers on a long green board. It was



love at first sight!

This love continued for over twenty five years. In 1981, Herb Smith and I started our crusade to save the league, since most of our friends and my brothers had quitting playing. After buying almost all the teams from our friends after they couldn't be persuaded to keep playing, we found an order form and mailed it to Tudor Games. When the envelope returned reading "Address unknown, out of business," a discouraging feeling crept over us.

So we started painting our own teams and the desire burnt bright in our hearts. The men looked better than the Tudor ones, but something was still missing from what we could imagine.

Football, South Florida Style!!!

Like many others, electric football enthusiast Brett Johnson and myself also enjoyed this game from our youth. Twenty-seven years later we still enjoy the fulfillment, joy, and excitement that this game brings.

From the summer camp and the smell of fresh-cut grass to the Hobby Football League (HFL) Championship, each and every season we always try to find ways to improve our league. From the men that we dip and paint to our special fields and painted end zone names, we try to make the game look like the NFL. Also, to add more power to the field, we add on an extra motor for power and speed.

Some may wonder why we use an extra motor...well, just take a look at the men, they are bigger, stronger, and faster. that's right...weight! Down here in Florida we go all the way. Playing as real as possible, no gimmicks, just tough physical football.

We try to capture all the details: face masks, Nike shoes, towels, wristbands, elbow pads, gloves, numbers on the sleeves, every detail on the uniforms, every stripe. By dipping and using weight the men can resemble realistic football, with tight sleeves, well crafted upper bodies for the physical type of play.

No we're not mad scientists, just coaches who demand and want the best from our players, just like every other coach. We hope you guys can have an open mind and accept our style of play, because we are open to all of you.


Once again, Thanks for a warm welcome into the Read-Zone and electric football.

Herb Smith






Then I purchased the old Jets from my friend, and I noticed one of the linemen was huge. His shape was fat and looked like the Fridge. Both Herb and I's eyes lit up! That one man changed our whole imagination of the game. We decided that it is no longer a game...Its a hobby! Just close your eyes and picture the Cowboy's offensive line. I see three hundred pounds across the board. In the fifties the Tudor men would have been o.k., but the nineties men are bigger, stronger, and faster...that's why they have weight training all year long.



With the men this size, you have better control of the game. It's no longer base to base, but men to men. I'd like to encourage you guys to try dipping a team or two. I guarantee that you will not want to go back to the smaller players! Thanks Mark and Bill, because of the Read-Zone we are no longer all alone, but now we have a voice!

Brett Johnson



The Bondurant Super Bowl

By: Matt Miller

The BEFL (Bondurant Electric Football League) recently completed their first-ever tournament, culminating in the Super Bowl on February fourth. I would have to believe that this is the youngest league in the country, boasting 10-15 members all under the age of sixteen. Who says electric football is dead among the youth of today! Below are the results of this historical event.

Round One

Dusty Robbin (Broncos) 12	Brian Welsh (All Stars) 6
Chad Hay (Raiders) 26	Raleigh Benz (Jaguars) 13
Eric Hay (Saints) 8	J. Schiermeister (Pitt) 6
Brad Agan (Florida St.) 16	Jason Doerhoff (Chiefs) 13

Winner's Bracket

Raiders 3	Florida State 8
Broncos 0	New Orleans 0

The Super Bowl

Florida State 3
Oakland 0 (O.T.)

We has a great tournament which stressed fun and sportsmanship. The kids surprised me at how quickly they picked up the skill of passing and their patience for the game. Our club started with three members and has now expanded to over ten. I act as Commissioner, but do not play in the league. Any controversies, not settled by me, were solved by a flip of the coin. No taunting or swearing is allowed.

The Super Bowl was played on the Monster Board and was quite the defensive battle. Brad's Florida State team booted a twenty-five yard field goal in overtime for the victory. Next year we will have both a college and a pro tournament. Brad got a hand painted team from me for winning the Super Bowl. Chad, for his second place finish, received the Matt Miller "Booby Prize award".....the Baltimore Ravens!!!






Read-Zone member Raleigh Benz!


Champions



Eric Hay, Knows how to play!




The Reciever runs a Post!



Brad Agan Justin Schier



Field of Dreams



Field of Dreams


By Bill Porche & Bill Klingbeil

As a youngster Bill Porche must have laid on the floor playing electric football for hours, dreaming of the day he could play on a field the same scale as his players! As he grew older and began to build race cars (his other hobby) he realized that the same tools used for body work would help make his dreams come true.


And when he built it, they came. A friend in Japan bought 28 fields for his store. Why 28 fields? Because he ordered one for every N.F.L. team at that time! That's right, Bill specializes in customizing fields to match the real team's playing surface. For example, his

Oilers field (as shown in the pictures) matches the turf on the Astrodome floor! *If you want it done exactly the way the home team's field actually looks, send me a picture and I'll make it look exactly like the photo.*

Bill usually hand paints each field to order. However, silk screening is available in orders of ten or more. *Most of my customers actually prefer the hand painted fields after they see one. It looks like someone took the time to create it instead of just manufacture it. To finish off the surface and*



The Read-Zone




ensure a smooth playing field, after I paint the field, I put on a couple of coats of clear polyurethane to keep it looking good.

The playing field and frame measures 28" wide by 48½" long. The actual playing field itself is 20" by 45." The larger field makes it a challenge for defense and special teams because there is more territory to cover. Likewise, it is a long way for a first down!

Bill is so dedicated to constructing a high quality product that he recently purchased several expensive sheet metal tools. This way, I don't have to rely on anyone else. All the corners have been double rolled so there are no sharp edges. I even place felt cushions on the bottom of the legs so it can slide with out scratching the table.


The field does not have a crown like most



of Tudor's model #620's. It has a perfectly flat surface made from thicker sheet metal that will not "bounce" when you put pressure in the middle while attempting a pass.

My field has borders that hold your entire team so you don't have to put them on the table beneath. The one inch border around the field includes partitions to separate your first team from your second team and your offense from your defense.

I made new goal posts and they have taller uprights. The problem with all electric football games is that when someone kicks a field goal and




it is way above the regular goal posts, you can't see whether it is good or not. I have something that looks like real pro football uprights and they are very tall. They attach to the field through a hole, just like the originals, except that mine don't wobble.

A field this large needs extra power to keep the players running smooth. That's why Bill's field comes complete with four motors! I place them in the corners of the end zones. With four motors you get equal power throughout the whole field.

(Continued on page 19)



Chalk Talk



The Zone Blitz Part One

The Read-Zone is proud to introduce a new series in this special edition! Chalk Talk will bring you the strategies and plays of the NFL and big-time college football! This column is designed to incorporate real strategies with electric football. As Steve Stone says, "you're not only the owner, GM, and coach, you're also the spectator!" So, let's make our game spectacular!

The Carolina Panthers stormed through their second NFL season reaching the NFC Championship game! They relied mainly on their defense. Not only did Dom Capers bring his leadership skills to the new team; he brought the zone blitz! But, just what is the zone blitz and how can we incorporate it into electric football?

First of all, the zone blitz is designed to confuse both the blocking scheme and the quarterback. By using varied and delayed blitzes, they were able to keep most offenses off balance. Now for the tricky part, converting it to electric football!

We can't begin a discussion about the game without first outlining some necessary rules. First of all it is called a "zone" blitz, and in order for EF zones to work, you must be able to set your players following a pass completion.

"By using varied and delayed blitzes, the Panthers were able to keep most offenses off balance."

Additionally, you need to give the defense a last second adjustment before the snap of the ball. This is very important because the offense must be kept off balance! Simply allow the defense to adjust two players after the offensive coach declares that he is set.

The basic philosophy of the zone is very different from the "man" coverage. In "man" defense, the defenders try to hold the receivers at the line. Unfortunately, one always seems to break free making it an easy pass for a touchdown. The zone defense actually allows the receivers a "free release" down field. However, there are defensive players in the area making it a more dangerous throw and keeping the receivers from scoring. The zone will make the offense work hard for ten plays instead of giving them one easy play.

Now that the rules and philosophy are understood, let's apply some strategy! To create the zones, make your defensive backs TTC and set them spinning in small circles. Their placement is critical to the coverage scheme; they must circle to pick-up the receiver within ten yards to allow the rushers to sack the QB.

Now, let's get to the fun part! when you assemble your team, make your linebackers extremely fast (strength is always a bonus!) This is necessary because you need to pressure the QB before the receivers find a seam in the zone. The outside linebackers are the key to the defense. They must be very fast and curve in 20 yard circles; this allows them to rush the QB from the outside as well as execute stunts.

Another key is the play of the inside linebackers. They should be TTC and run very fast and consistent. Usually, the brown or light green bases work best.

Finally, the defensive backs should also be TTC, fast, and consistent. It is very frustrating to see a defensive back miss a tackle and the receiver score a touchdown. Therefore, make them the straightest running fast bases you have. The light green TTC bases usually work the best for this vital position.

Once you have your team based, experiment (as shown in Diagram One) with allowing the tight end a free release by shifting your OLB just outside (or inside) of his base. This forces the QB to read your coverage scheme



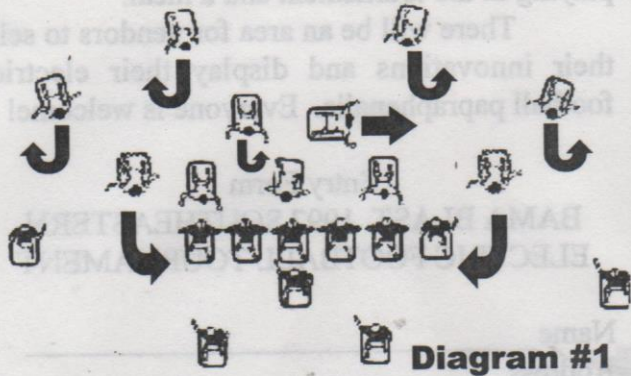


Diagram #1

quickly as the OLB is coming fast! But wait, we can't just let the tight end run free down the middle, so angle your middle linebacker to pick him up as the ball is snapped. Even if he misses, you will still have the two deep safeties to make the tackle.

However, if you keep running the same defense any decent offensive coordinator will eventually pick you apart. Therefore, we need several twists in our scheme. One simple change is to drop the OLB's and rush the cornerbacks (provided they have speed). Make sure you angle the OLB's inward so they do not run directly out of bounds, but rather give a small cushion to the wide receivers and stay with them longer.

Remember, practice makes perfect so, really work with your team and prepare them for this defense. Read-Zone member Anthony Burgess utilizes the In The Zone outside linebackers for his Panther's defense. He loves them because they run so smooth and are difficult to hook block.

We hope you have enjoyed this first edition of Chalk Talk. Next, we will discuss the role of the Inside linebackers and defensive line in the "zone blitz" defense!

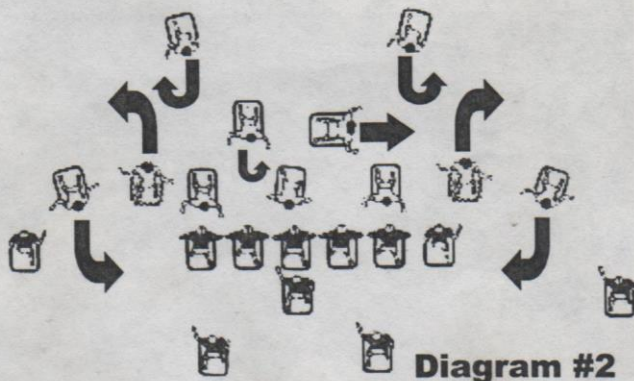


Diagram #2

Player Personnel

Outside Linebackers



Left OLB- He must curve to the right if he is "rookie" base. Speed is essential!



Right OLB- He must curve to the left in 20 yard circles. This enables him to pressure the QB.



Defensive Backs

Both cornerbacks and safeties must be TTC. This flexibility allows them to either blitz or cover. By setting them to turn in circles they maintain their respective zones.





Southeastern Electric Football Tournament and Convention

Bring your teams and come play electric football at its best on June 20-22. Guys from all over the country will be attending the first competition with two classes, a weighted and non-weighted.

That's right...first weighted players were accepted into the Read-Zone, now the Bama Blast, hosted by the Oxford Club and other Alabama EF enthusiasts, are proud to host the first tournament that invites all the great weighted coaches!

Any figure or base made by Tudor or Miggle is allowed in this competition. The brown bases are allowed in the weighted competition. If you have any questions about the weighted division restrictions, call Read-Zone member David Nickles.

The weekend will be packed-full of exciting events, such as the 100 and 50 yard dashes, a passing contest, and a painting contest.

Trophies, prizes, and certificates will be handed out over the course of the weekend. Even if the worst happens, and you lose in the first round, there will be a Consolation tournament so you can enjoy playing the whole weekend!

Grand prize is a nice trophy, an NFL jersey, and a cap, as well as a videotape of the tournament. The runner-up will receive a trophy and an NFL cap.

An entry fee of \$25.00 is needed to pay for the weekend festivities. That price includes

playing in the tournament and a meal.

There will be an area for vendors to sell their innovations and display their electric football paraphernalia. Everyone is welcome!

Entry Form

BAMA BLAST 1997 SOUTHEASTERN ELECTRIC FOOTBALL TOURNAMENT

Name _____

Address _____

City _____ State _____

Phone # _____

Class: No Weight Class _____

Weight Class _____

Team Choice

1st Team _____ white _____ dark _____

2nd Team _____ white _____ dark _____

Please put down two team choices. Teams will be locked in by first response. there is a twenty-five dollar entry fee per team. All entries must be received by May 31st. Make checks payable to Don Lewis (check address in the RZ directory).

Call David Nickles for directions from the airport, to the hotel, and to the tournament hall.

Hats off to the Oxford Electric Football Club, and everyone involved with this show! Get ready for the blast of your life!

If you plan to stay overnight, three local hotels have been happy to give electric football players and their families a price break. To get this reduced price you must reserve your rooms by May 31st. Listed below are the motels, their phone numbers, and the price per night.

Hotel	Phone Number	Price
Eastwood Inn	(205) 956-3650	\$40.91
Holiday Inn	(205) 956-8211	\$64.99-69.99
Motel Birmingham	(205) 956-1440	\$54.00



ELECTRIC FOOTBALL FORUM

Dear electric football enthusiasts,

I want to take this time to talk to you about a very important matter...rule of the game! So please, have an open mind. Like all inventions in time they are improved. The cars, planes, and trains are better now than when they were first invented. This is necessary to keep up with the ever changing times. The truth is we are always looking to better and improve an invention so that it is adaptable to the times. Football, for example, is played differently now than it was years ago. This was necessary to insure the balance and overall playing of the game.

Now let's look at Electric Football. It was invented to be a game for the children to play; fun, inventive, make believe, pretend...this is what we loved about the game as children. But let's face it, the game is an invention and it is time for a necessary change. It is time for electric football to evolve. Electric football is a game for the children, to teach them discipline, patience, them create, and give them dreams. But for us, adult electric football is a game/sports.

Electric football for adults is a very serious sport. We work hard to perfect our teams much like NFL coaches do. We do every thing in our power to make the game as realistic as possible, from making stadiums to painting. In our effort we have overlooked one major thing...game rules and format.

We as adults should play this game on a higher level, a realistic level. This is a necessary style in preserving the sport we love. A game format is needed, game rules are needed. What we see and know about the NFL needs to be reflected in this game. We need a base format that is fair to all players, new and

old, as well as to retain the magic of of this game.


Two levels of game play are needed. Level one, or the family level, should be established. It should be fun, imaginative, and creative, where your fantasy can run wild. But a higher level, or professional electric football level, should be established where the game is a sport, and realism and realistic plays is important, and vital to the sport. Most of us are holding on to the family way of playing and in their heart of hearts they know they need more.

I know only one set of rules and game plays that offer you three ways of passing, that run real NFL formations, realistic tackling, and he only one I know that resembles the NFL in every way, but is only for electric football. Play the PEFL way, the way the pros play.

Anthony Burgess
Commissioner, PEFL


During the rules committee at the EF convention in Chicago, Anthony and Vance were adamant that EF coaches had to decide whether the game was a strategical game, separate from the NFL, or whether the goal of electric football was to recreate the NFL as closely as possible.

Anyone who is interested in the PEFL's rules should contact Read-Zone members Anthony Burgess or Vance Warren. Additionally, they are in the process of organizing their own tournament in D.C., which promises to be incredible!



THE NEW LOOK

THE NEW DENVER BRONCOS



Courtesy <http://www.denverbroncos.com>

BRONCOS UNVEIL NEW UNIFORM AND LOGO

Englewood, Colo. - Denver Broncos President Pat Bowlen today introduced the new uniform and logo for the Denver Broncos at a press conference also attended by representatives of the National Football League, NFL Properties, and Nike.

The uniform, designed by Nike working in conjunction with NFL Properties, features the traditional Bronco orange with a navy blue, and a new helmet logo that features a powerful, dynamic Bronco. The helmet is blue, with the horse done in white with orange highlights.

"We are very excited to lead the charge into a new century with an exciting new uniform that combines traditional Bronco features with a great new design. The logo symbolizes the spirit, strength, and passion that are at the core of this franchise," said Bowlen, who noted that all involved parties have been working together for nearly a year on various design concepts.

"Our intent was to produce a uniform and logo that embody a strong, sleek look, a clear identification, and an aggressive attitude."

Bowlen added that focus groups have been very supportive of the changes, which "provide a very futuristic look, compared to our former uniform."

"Through Pat Bowlen's direction, we had a clear understanding of what the Broncos represent. We wanted to create a high performance uniform for a high performance team," said Ken Black, Art Director for Nike.

"The new mark features a powerful horse with a fiery eye and mane. The orange is the most important element of the design and uniform, because it represents the passion and the spirit of the athletes and fans of the Broncos."

The home jerseys will be navy blue with five-inch orange striping on the sides, carrying onto the shoulders, and white numerals. The home uniform will have the option of white or blue pants, each with orange and blue trim.

Denver's road uniform will continue to feature white jersey and pants, with blue numerals and orange trim.

The Broncos' new helmet design will be the fifth worn by the team as it enters its 38th season of play. Denver wore a dark brown helmet with a numeral on the side in 1960-61, a soft orange helmet with a caricature bronco from 1962-66, a royal blue helmet with no logo in 1967, and a royal blue helmet with the "D" logo from 1968-96.

Jersey's worn by the Broncos throughout their history are as follows:

Years	Road	Home
1960-61	mustard jersey, brown pants	white jersey, brown pants
1962-64	light orange jersey, white pants	white jersey, white pants
1965-66	red-orange jersey, white pants	white jersey, white pants
1967-76	red-orange jersey, white pants	white jersey, white pants
1977-96	burnt orange jersey, white pants	white jersey, white pants*

*in 1978-79 the team wore orange pants for road games


For those electric football enthusiasts who would like to get a jump on painting their teams for 1997, the Read-Zone is proud to bring you the new-look Denver Broncos! Love them or hate them (and I'm afraid I subscribe to the later) they will be the team's jersey for a long time. We at the Read-Zone are ready for this...we already have the numbers ready for both home and away jerseys!




The Belly Option

By Matt Miller.


This play is a great play which adds realism to the game, especially for those of you out there who use high school or college teams in your league. I use it with my Pro teams. It gives you a threat up the middle with your fullback, while requiring the opposing coach to respect a speedy outside runner on a sweep motion. You



can also add another running option with a third back, but I usually use him as a blocker. The third option off the play is a bootleg pass. I know a lot of leagues out there require that the offensive team designate "run" or "pass"




at a specific time. My rules keep both options open until a hand-off is made to a back. Once a hand-off is made, you cannot pass. Thus about 90% of my plays include a run or pass option and give me the ability to read the defense. The offense I run usually keeps the defense



"honest" and prevents them from loading up in one area and guessing my intentions.

1) The QB has his TTC base turned to the right and will thus turn the fullback, making his path go back to the middle, or left. (Note: there are many blocking schemes that would work. This is just a simple one trying to create a gap for the lead blocker.



2) The tailback is a fast player who can turn the corner on the right side. He must be placed back far enough to allow the "belly-action" to take place, and then cut into the path of the QB.

(Continued on page 19)





**Electric Football
Directory**

Andres, Gary L.
121 S. 6TH St.
St. Charles, IL 60174
(630) 377-0502

Benz, Raleigh Jr.
315 Elm Ave. S.W.
Mitchellville, IA 50169
(515) 967-9554

Billingly, Shawn
1854 Marsh #1323
Dallas, TX 75287
(214) 684-8381

Brown, Glenn
1002 Florida Ave.
Akron, OH 44314
(330) 848-1991

Bruce, Michael
62 Third Street Apt. B
Gloversville, NY 12078
(518) 725-4432

Dr. Alan Bundza
755 Boardman Canfield Rd F3
Boardman, OH 44512
(330) 758-0905

Burgess, Anthony D.
205A Laverne Ave.
Alexandria, VA 22305
1-800-800-9724

Cyers, Mark A.
450 Biltmore
Inkster, MI 48141
(313) 278-8360

Davis, Jim
9638 Hubbell
Detroit, MI 48227
(313) 835-8565

Day, Dan
700 Huntington Pl.
Austin, TX 78745
(512) 326-3297

Dudley, Matrice
14946 Oakfield
Detroit, MI 48227

Evans, Myron
1221 W. Flora St.
Philadelphia, PA 19122
(215) 232-1494

Fox, David
1844 W. Master St.
Philadelphia, PA 19121
(215) 763-7697

Graves, Ron
12003 Atwell
Houston, TX 77035
(713) 729-9381

Griffies, Gregory L.
98 Sunnyridge Dr.
Rome, GA 30165
(706) 235-2796

Hagley, Gregg
2314 Campbridge
Grand Rapids, MI 49506
(616) 247-1141

Jabs, Wally
46 Westbury St.
East Islip, NY 11730
(516) 581-0066

Jackson, Byron
30 Searing St.
Hempstead, NY 11550
(516) 565-4274

Jackson, Jim
5612 Summer Ridge Hill #D
Kalamazoo, MI 49009

Johnson, Brett
2630 Everglade
Miramar, FL 33023
(954) 963-6591

Johnson, Frank
14343 Cottage Grove
Dolton, IL 60419
(708) 841-8211

Jones, Chuck
1201 E. Meinecke, No. 1
Milwaukee, WI 53212
(414) 264-1207

Kalbach, Douglas
711 Gordon Terrace #510
Chicago, IL 60613-2276
(312) 477-9820

Klingbeil, Bill
2902 Angiers Rd.
Huntsville, Tx 77340
(409) 291-7529

Klingbeil, Mark
1701 Ave. H Apt. F201
Huntsville, TX 77340
(409) 438-8392

Lewis, Don
39 Mill Road
Springville, AL 35146
(205) 467-2281

Lohman, James
7310 Inspiration Dr.
Austin, TX 78724
(512) 926-2016

Martin, Steve
935 Village Green Ln. 4-3038
Waterford, MI 48328

Miller, Matt
1013 SE Chaparral Dr.
Ankeny, IA 50021
(515) 965-8674

Newell, Mark
353 E. Durham Dr.
Mobile, AL 36606
Hm. (334) 476-3945

Nickles, David
3470 Mc Intosh Rd.
Oxford, AL 36203
(205) 835-9988

Rimpsey, Timothy
6900 S. Oglesby
Chicago, IL 60649

Rutledge, Reginald
4901 Morris Heights
Arlington, TX 76016
(817) 654-4146

Smith, Herb
7936 Embassy Blvd.
Miramar, FL 33023
(954) 986-1277

Thomas, Dirk
428 Whitney Ave.
Akron, OH 44306
(330) 773-8408

Thomas, Jonny
6921 Washtenaw
Chicago, IL 60629
(312) 778-1323

Warren, Vance
1839 13th St. NW Apt 101
Washington, DC 20009-4492
(202) 884-0462

Williams, Jesse J. III
1404 Cordova Ave.
Akron, OH 44320
(330) 869-0761

Zieleniewski, Doug
24295 Grove
Eastpointe, MI 48021
(810) 583-5644



(Continued from page 17)

3) The QB "gives" to the fullback, or keeps the ball and pitches to the tailback breaking for the right end. The tight end, or split end should block down so the QB can read the cornerback or strong safety (I have found that trying to option the end in electric football is a little different than the real thing...it is impossible!).

4) If everything is bottled up, the QB keeps and boots back to the left. By that time your lead-back or fullback should have cleared the line to be open for a screen pass or short dump-off.

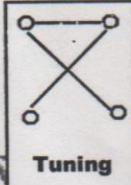
**Playing style note: A lot of my plays require the speed of the set to be a little lower than some of you "heavy" vibrators out there. But, still you only have a split second to make your reads. Good Luck!

(Continued from page 11)

Additionally, you can tune your field to whatever frequency works best with your bases. This gives you a huge home field advantage...I don't lose at home!

When you order your field, you have the choice between Tudor motors or the Porche

specials. Due to the difficulty in finding four factory motors, Bill began to hand wind his own. All of the motors are wired to a master switch. Even this is first class; I run the wires under the board through conduits to keep them from interfering with




Field of Dreams

- ◆ Order from: Bill Porche 7625 Reseda Blvd. #302 Reseda, CA 91335 (818) 345-1463
- ◆ Cost- \$400.00
- ◆ Dimensions: 28"X 48 1/2"
- ◆ Power: Four custom made motors in each end zone!
- ◆ Custom made goal posts included!
- ◆ Construction: entire board custom made from heavy gauge sheet metal!
- ◆ Order time: 1 1/2 weeks, 2 weeks for silk screening!

Classified Ad's

- ◆ I am looking for some of the following old blackshoe teams.
- ◆ Browns (dark), Giants (white), Chargers(w&d), Redskins (white), Patriots (white), Cardinals(white), Saints (dark), Bengals (white), Browns-large figures (white or dark), Broncos (white, orange pants), Oilers (white or dark), Eagles (white or dark), or any large team
I have several rookie and red-peg bases I will trade for them. (Note: I will only trade them, not sell them).
Matt Miller
- ◆ I am looking for any Munro figures you may have. If you have a Munro Day/Night board, I will trade one of my Monster boards for it!! It must be in good shape with the teams, QB's, scoreboard, and lighting mechanism intact.
Matt Miller
- ◆ I am looking for the old Tudor metal quarterbacks that came with the model #500's boards.
Mark Klingbeil



the game!

To tune the field work crisscross like you would tighten the bolts on your car wheels.

My fields are for someone who really loves the sport of electric football and wants to show it off to his friends saying "hey...look at this custom field I just got from L.A." ...this is for them!

For the latest informational Newsletter subscribe at: 616-383-4571

Outside the Lines

Official website of the National Electric Football Players Association





In The Zone® Catalog



Fig.001
Full back



Fig.002
Over sholder WR



Fig.003
Drop back QB



Fig.004
Left handed QB



Fig.005
300 Lb. Tackle



Fig.006
Fluid Flanker



Fig.007
Left Tackle



Fig.008
Running QB



Fig.009
Pass Rushing DE



In The Zone® Catalog



Fig.010
Photographer



Fig.011
Linebacker



Fig.012
Right Cornerback



Fig.013
Right Cornerback



Fig.014
Swim Move DE



Fig.01
Coach #1



Fig.016
FG Holder

Read-Zone Volume I, Issue 1

- * Reginald Rutledge's fabulous stadiums!
- * Tudor Games 1958 Model #500
- * The 3-4 Trap play
- * Roddy Garcia's Dice Rules
- * Football Trivia
- * Removing built up paint on your figures
- * Electric Football Directory



When You're in the Zone...

Read-Zone Volume i, Issue 2


- * Byron Jackson's canopied stadium!
- * The Purpose, by Chuck Jones
- * Drop-Back Zone Defense
- * Tudor 1977 Super Bowl #660
- * The Genius of Lee Payne!
- * New EFL Logo by, John Sweitzer
- * Byron Jackson's "Double Coverage Line Stunt Defense"



It's a Whole New Game!!!

Read-Zone Volume II, Issue I

- * Full Coverage of the first Tudor National Convention
- * Tudor's Prototype Stadium!
- * A.F.C. Championship Game
- * N.F.C. Championship Game
- * Tudor Super Bowl II
- * Read-Zone Painting Contest



Read-Zone Volume II, Issue 2


- * The Legend of the "Monster"
- * Touchdown's Player Jersey Names
- * Tudor 1949 Model #500
- * Paul Gardner's Wall of Confusion!
- * Super Special Teams
- * Mark Newell's Classic Collection!



When You're in the Zone...

Read-Zone Volume II, Issue 3

- * The First In The Zone Figures!
- * Rules for the Southwest Conference Tournament
- * Quarterback Bootleg By, Matt Miller!
- * Jim Jackson's End Zone Kicking Net
- * Packers Win Tournament!
- * Browns Avenge Super Loss!
- * Coleco CFL Canadian Football Game!



It's a Whole New Game!!!


Read-Zone Volume II, Issue 4

- * More Rules for the Texas Show Down!
- * Three new ITZ Figures!
- * Akron Tudor Bowl I
- * The West Michigan Competition!
- * Dirk Thomas' Counter!
- * Man to Man Coverage With Jim Davis



Read-Zone Volume II, Issue 5

- * Full Coverage of the Southwest Conference on Electric Football!
- * Vince Peatros' Stifling Defense!
- * The PEFL
- * Douglas Kalbach's CTA Quarterback!
- * Matt Miller's Zone Defenses!
- * ITZ Fluid Flanker!
- * ITZ Two-Toned Numbers!!!



When You're in the Zone...

Read-Zone Volume II, Issue 6


- * Three New ITZ Figures!
- * Greg Hagley's Roll Right 88!
- * The Oxford Club's Body Tackling Style!
- * Special Christmas Stories
- * New ITZ Two-Toned Numbers!
- * Building a League By, Mark Newell



It's a Whole New Game!!!

Read-Zone Volume III, Issue I

- * The Second Annual Tudor Games Electric Football Convention!
- * A.F.C. Championship Game
- * N.F.C. Championship Game
- * Tudor Super Bowl III
- * The "Monster II"
- * Tudor Releases New Products!





In The Zone!




In The Zone is releasing three new figures for this "new look" Read-Zone!

The first new figure is a camera man sure to make your sidelines come alive! This figure captures the excitement of big-time NFL football. He comes complete with a spare camera on the side of the figure, a camera bag, and telescopic zoom lens.

The kick is up and good...but how can we kick the game-winner without a holder?

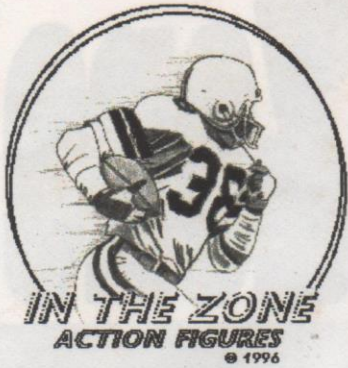
(continued on back page)




Quality \kwal-et-e\ "A degree of excellence, superiority in kind"

"If someone offers you a bargain, question for whom is this bargain a deal!"

ITZ FIGURES...SIMPLY THE BEST!



In The Zone!




The answer is right here, with In The Zone figures! This full-action holder is crouched down, waiting for the kicker to come forward and boot the winning field goal.


This holder comes with

full detail, just like you've come to expect from ITZ figures. The holder comes with a bonus, a towel on the back of his pants gives the great painter a chance to really show his talents!

For everyone



who was at the convention in Chicago, the next figure is an oldy but goody. The swim move DE (seen on the catalog



page) is making a classic move against the opposing offensive lineman.

And finally, you can make your field look just like the real thing...complete with the TV yard line markers and end zone pylons! The In The Zone Field Dress Kit comes with twenty-six pieces and attaches magnetically to any Tudor board. In Chicago, these ITZ kits sold out quickly...so order today!

There are many figures out there...some of them less expensive.

However, these are the best! You can either make your team look second string, or get in the zone and be a star!

